

# Anand Series

## - Drum Table -

	Options	ADD	LIST per table
	Kickplate Upcharge (Matching Laminate) <b>Round/Square/Rectangular</b>	<b>95.00</b>	LIST per table
	Chrome or Satin Lamiate Kickplate Upcharge, <b>Round/Square/Rectangularx</b>	<b>125.00</b>	LIST per table
	Kickplate Upcharge (Matching Laminate), <b>OVAL</b>	<b>125.00</b>	LIST per table
	Chrome or Satin Lamiate Kickplate Upcharge, <b>OVAL</b>	<b>165.00</b>	LIST per table
* <b>COP (customers own power)</b> , Customer to Supply Power and Data Boxes, Template To be Supplied CUT OUT	Upcharge	<b>120.00</b>	LIST per table

\*A indicates 16"H

\*B indicates 21"H

\* For power, data and additional accessories, refer to Accessories page.

### Standard Base Features

- \* Fully Laminated in Plastic Laminate or **MAPLE Veneer**
- \* All tables come complete with screw in adjustable glides
- \* Pricing based on standard plastic laminates
- \* Custom Materials and Sizes are available (upon request)

### Standard Top Features

- \* Standard Cape Laminates: **(CUSTOM LAMINATES UPON REQUEST)**
- Formica **(-58 Finish Only)**
- Wilsonart **(-60 Matte Finish only)**
- Nevamar **(-T Textured Finish Only)**
- Pionite **(Suede Finish Only)**

**HOW TO READ CODES: RD 30 D 1025-A**

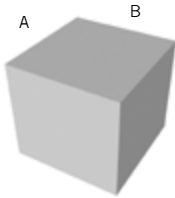
**RD**= Round

**30D** = Top Size: 30" Diameter

**1025-A** = 1025=Model 1025 Anand, **-A**=Height 16" Drum Table (NOTE: **-B**=21" Height)

# Anand Series

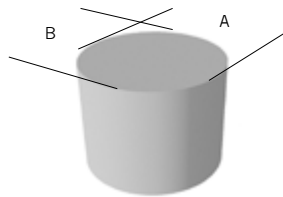
Square



Model #	Square		Size	Wt.	ST1	ST2	ST3	ST4	ST5	ST6	ST7		
			A x B										
SQ	18	18	1020-A	18	18	42	510	N/A	N/A	N/A	N/A	N/A	714
SQ	24	24	1020-A	24	24	46	553	N/A	N/A	N/A	N/A	N/A	774
SQ	30	30	1020-A	30	30	51	616	N/A	N/A	N/A	N/A	N/A	863
SQ	36	36	1020-A	36	36	74	893	N/A	N/A	N/A	N/A	N/A	1250
SQ	18	18	1020-B	18	18	46	553	N/A	N/A	N/A	N/A	N/A	774
SQ	24	24	1020-B	24	24	49	595	N/A	N/A	N/A	N/A	N/A	833
SQ	30	30	1020-B	30	30	56	680	N/A	N/A	N/A	N/A	N/A	952
SQ	36	36	1020-B	36	36	77	935	N/A	N/A	N/A	N/A	N/A	1309

\*A indicates 16"H \*B indicates 21"H

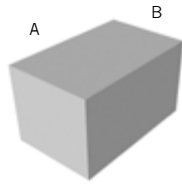
Round



Model #	Round	Size	Wt.	ST1	ST2	ST3	ST4	ST5	ST6	ST7			
		A x B											
RD	18	D	1025-A	18	18	35	595	N/A	N/A	N/A	N/A	N/A	714
RD	24	D	1025-A	24	24	43	723	N/A	N/A	N/A	N/A	N/A	867
RD	30	D	1025-A	30	30	53	893	N/A	N/A	N/A	N/A	N/A	1071
RD	36	D	1025-A	36	36	65	1105	N/A	N/A	N/A	N/A	N/A	1326
RD	18	D	1025-B	18	18	38	638	N/A	N/A	N/A	N/A	N/A	765
RD	24	D	1025-B	24	24	45	765	N/A	N/A	N/A	N/A	N/A	918
RD	30	D	1025-B	30	30	55	935	N/A	N/A	N/A	N/A	N/A	1122
RD	36	D	1025-B	36	36	68	1148	N/A	N/A	N/A	N/A	N/A	1377

\*A indicates 16"H \*B indicates 21"H

Rectangle

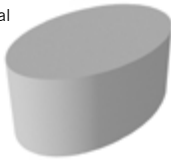


# Anand Series

Model #			Rectangular	Size		Wt.	ST1	ST2	ST3	ST4	ST5	ST6	ST7
			A x B										
REC	18	20	1030-A	18	20	42	510	N/A	N/A	N/A	N/A	N/A	714
REC	18	24	1030-A	18	24	46	553	N/A	N/A	N/A	N/A	N/A	774
REC	18	30	1030-A	18	30	51	616	N/A	N/A	N/A	N/A	N/A	863
REC	18	36	1030-A	18	36	74	893	N/A	N/A	N/A	N/A	N/A	1250
REC	24	30	1030-A	24	30	74	893	N/A	N/A	N/A	N/A	N/A	1250
REC	24	36	1030-A	24	36	81	978	N/A	N/A	N/A	N/A	N/A	1369
REC	18	20	1030-B	18	20	46	553	N/A	N/A	N/A	N/A	N/A	663
REC	18	24	1030-B	18	24	49	595	N/A	N/A	N/A	N/A	N/A	714
REC	18	30	1030-B	18	30	56	680	N/A	N/A	N/A	N/A	N/A	816
REC	18	36	1030-B	18	36	77	935	N/A	N/A	N/A	N/A	N/A	1122
REC	24	30	1030-B	24	30	77	935	N/A	N/A	N/A	N/A	N/A	1122
REC	24	36	1030-B	24	36	98	1190	N/A	N/A	N/A	N/A	N/A	1428

\*A indicates 16"H \*B indicates 21"H

Oval



Model #			OVAL	Size		Wt.	ST1	ST2	ST3	ST4	ST5	ST6	ST7
			A x B										
OV	18	36	1035-A	18	36	95	1148	N/A	N/A	N/A	N/A	N/A	1607
OV	18	42	1035-A	18	42	102	1233	N/A	N/A	N/A	N/A	N/A	1726
OV	18	48	1035-A	18	48	105	1275	N/A	N/A	N/A	N/A	N/A	1785
OV	18	36	1035-B	18	36	98	1190	N/A	N/A	N/A	N/A	N/A	1666
OV	18	42	1035-B	18	42	105	1275	N/A	N/A	N/A	N/A	N/A	1785
OV	18	48	1035-B	18	48	109	1318	N/A	N/A	N/A	N/A	N/A	1845
OV	24	36	1035-A	24	36	102	1233	N/A	N/A	N/A	N/A	N/A	1726
OV	24	42	1035-A	24	42	109	1318	N/A	N/A	N/A	N/A	N/A	1845
OV	24	48	1035-A	24	48	116	1403	N/A	N/A	N/A	N/A	N/A	1964
OV	24	36	1035-B	24	36	105	1275	N/A	N/A	N/A	N/A	N/A	1785
OV	24	42	1035-B	24	42	112	1360	N/A	N/A	N/A	N/A	N/A	1904
OV	24	48	1035-B	24	48	119	1445	N/A	N/A	N/A	N/A	N/A	2023
OV	30	36	1035-A	30	36	105	1275	N/A	N/A	N/A	N/A	N/A	1785
OV	30	42	1035-A	30	42	112	1360	N/A	N/A	N/A	N/A	N/A	1904
OV	30	48	1035-A	30	48	147	1785	N/A	N/A	N/A	N/A	N/A	2499
OV	30	36	1035-B	30	36	109	1318	N/A	N/A	N/A	N/A	N/A	1845
OV	30	42	1035-B	30	42	116	1403	N/A	N/A	N/A	N/A	N/A	1964
OV	30	48	1035-B	30	48	151	1828	N/A	N/A	N/A	N/A	N/A	2559

\*A indicates 16"H \*B indicates 21"H