

# Crawford Series

## - Single Column "T" Base -

	Options:	ADD
	EQ-1: Equalizer Glide (Set of 4), (table height remains at 29" with Glide)	50.00 LIST per table
	TWC-1: Twin Wheel Swivel Locking Caster (Set of 4), (table height remains at 29" with casters)	100.00 LIST per table
	HDC-1: Heavy Duty Locking Casters (Set of 4), (table height remains at 29" with casters)	320.00 LIST per table
	#10 Concealed Caster/Glide	70.00 LIST per table
	#20 Concealed Caster/Caster	70.00 LIST per table
	Flip Top Option, T Legs : Tables up to 72" W, complete with connector bar	435.00 LIST per table
	Ganging Fast Lock	90.00 LIST per table
	Bar or Counter Height	120.00 LIST per table
	(Please indicate Height on order) Non Standard Heights	80.00 LIST per table
* COP (customers own power), Customer to Supply Power and Data Boxes, Template To be Supplied CUT OUT	Upcharge	120.00 LIST per table
	(Please specify location on order) 3" Round Grommet	30.00 LIST per table
	Polished Chrome Upcharge	225.00 LIST per table

### Standard Base Features:

- \* 3" Diameter Single Column, 14 Gauge
- \* Foot is All Welded 3" round formed tube, with welded and polished round bullet ends
- \* Includes Standard Screw in Adjustable Glides (Model GL-1)
- \* Mounting Plate: 12" x 12" x 3/16" Thick, all Welded to the top of Column
- \* Flip Box and Connector Bars ALWAYS finished in Cape Standard Black Epoxy
- \* Standard table height is 29.5" from floor to surface unless otherwise specified, Upcharges May Apply.
- \* Pricing based on any Standard Cape Epoxy

### Standard Top Features:

- \* All Tops have partial board core, unless otherwise specified
- \* Standard Top Thickness: 1 1/8"
- \* Standard Cape Laminates: **(CUSTOM LAMINATES UPON REQUEST)**  
Formica **(-58 Finish Only)**  
Wilsonart **(-60 Matte Finish only)**  
Nevamar **(-T Textured Finish Only)**  
Pionite **(Suede Finish Only)**

\* Modesty Panels Available, please refer to Accessories page.

\* For power, data and additional accessories, please refer to Accessories page.

\* 2 pcs Tables- 36"-42"w complete with 3 Fast Locks, 48" complete with 4 Fast Locks (Included in prices)

NOTE: Table Widths of +48" - 60" Available Upon Request

\* Tables over 120" Long are subject to the following Packaging Charges

(one time charge): 1-6 Tables - \$150.00 NET - 6+ Tables-\$300.00 NET

**HOW TO READ CODES: REC 2096 S 202-2-20**

**REC** = Rectangular

**2096** = Top Size: 20" x 96"

**S 202-2-20**= S=Includes Support Stretchers **.202**=Model 202 Crawford,

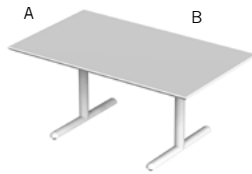
**.2**=2 "T" Legs, **.20**=20" Base Spread

**NOTE: MP**=Offset Mounting Plate-Column is welded to the outside of the mounting plate to accommodate smaller top

# Crawford Series

**- Single Column "T" Base -**

Rectangular



Model #	Rectangular	Size	Wt.	ST1	ST2	ST3	ST4	ST5	ST6	ST7	
A x B											
REC 20 36	202-2-20	20 36	69	993	1036	1163	1227	1259	1418	1737	
REC 20 42	202-2-20	20 42	73	1029	1078	1227	1301	1339	1525	1896	
REC 20 48	202-2-20	20 48	77	1064	1121	1291	1376	1418	1631	2056	
REC 20 54	202-2-20	20 54	82	1100	1163	1355	1450	1498	1737	2215	
REC 20 60	202-2-20	20 60	86	1135	1206	1418	1525	1578	1843	2375	
REC 20 72	202-2-20	20 72	94	1206	1291	1546	1673	1737	2056	2693	
REC 20 84 S	202-2-20-S*	20 84	113	1485	1584	1881	2030	2104	2476	3220	
REC 20 96 S	202-2-20-S*	20 96	122	1555	1669	2009	2179	2264	2689	3539	
REC 20 120 S	202-2-20-S*	20 120	138	1697	1839	2264	2476	2583	3114	4176	
REC 20 144 S	202-2-20-S*	20 144	155	1839	2009	2519	2774	2901	3539	4814	

S\* includes 2pcs ."L" shape steel support stretchers, screwed 18" from the edge of the top to prevent bowing

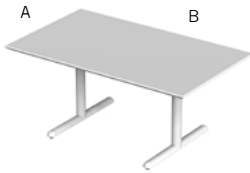
REC 24 36	202-2-23	24 36	76	1036	1087	1240	1316	1355	1546	1928
REC 24 42	202-2-23	24 42	81	1078	1138	1316	1406	1450	1673	2120
REC 24 48	202-2-23	24 48	86	1121	1189	1393	1495	1546	1801	2311
REC 24 54	202-2-23	24 54	91	1163	1240	1469	1584	1641	1928	2502
REC 24 60	202-2-23	24 60	96	1206	1291	1546	1673	1737	2056	2693
REC 24 72	202-2-23	24 72	106	1291	1393	1699	1852	1928	2311	3076
REC 24 84 S	202-2-23-S*	24 84	127	1584	1703	2060	2238	2328	2774	3666
REC 24 96 S	202-2-23-S*	24 96	137	1669	1805	2213	2417	2519	3029	4049
REC 24 120 S	202-2-23-S*	24 120	157	1839	2009	2519	2774	2901	3539	4814
REC 24 144 S	202-2-23-S*	24 144	177	2009	2213	2825	3131	3284	4049	5579

S\* includes 2pcs ."L" shape steel support stretchers, screwed 18" from the edge of the top to prevent bowing

# Crawford Series

## - Single Column "T" Base -

Rectangular



Model #	Rectangular	Size	Wt.	ST1	ST2	ST3	ST4	ST5	ST6	ST7	
		A x B									
REC 30 36	202-2-28	30 36	88	1121	1185	1376	1471	1519	1758	2236	
REC 30 42	202-2-28	30 42	94	1174	1248	1471	1583	1639	1918	2476	
REC 30 48	202-2-28	30 48	100	1227	1312	1567	1695	1758	2077	2715	
REC 30 54	202-2-28	30 54	106	1280	1376	1663	1806	1878	2236	2954	
REC 30 60	202-2-28	30 60	113	1333	1440	1758	1918	1997	2396	3193	
REC 30 72	202-2-28	30 72	125	1440	1567	1950	2141	2236	2715	3671	
REC 30 84 S	202-2-28-S*	30 84	149	1754	1903	2349	2572	2684	3241	4357	
REC 30 96 S	202-2-28-S*	30 96	161	1860	2030	2540	2795	2923	3560	4835	
REC 30 120 S	202-2-28-S*	30 120	186	2073	2285	2923	3241	3401	4198	5791	
REC 30 144 S	202-2-28-S*	30 144	211	2285	2540	3305	3688	3879	4835	6748	

S\* includes 2pcs ."L" shape steel support stretchers, screwed 18" from the edge of the top to prevent bowing

REC 36 48	202-2-28	36 48	110	1312	1414	1720	1873	1950	2332	3097
REC 36 54	202-2-28	36 54	118	1376	1491	1835	2007	2093	2523	3384
REC 36 60	202-2-28	36 60	125	1440	1567	1950	2141	2236	2715	3671
REC 36 72	202-2-28	36 72	140	1567	1720	2179	2409	2523	3097	4245
REC 36 84 S	202-2-28-S*	36 84	166	1903	2081	2617	2884	3018	3688	5026
REC 36 96 S	202-2-28-S*	36 96	181	2030	2234	2846	3152	3305	4070	5600
REC 36 120 S	202-2-28-S*	36 120	211	2285	2540	3305	3688	3879	4835	6748
REC 36 144 S	202-2-28-S*	36 144	241	2540	2846	3764	4223	4453	5600	7895

S\* includes 2pcs ."L" shape steel support stretchers, screwed 18" from the edge of the top to prevent bowing

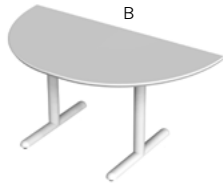
REC 42 60	202-2-28	42 60	138	1546	1695	2141	2364	2476	3033	4149
REC 42 72	202-2-28	42 72	155	1695	1873	2409	2676	2810	3480	4818
REC 42 84 S	202-2-28-S*	42 84	184	2051	2260	2884	3197	3353	4134	5696
REC 42 96 S	202-2-28-S*	42 96	201	2200	2438	3152	3509	3688	4580	6365
REC 42 120 S	202-2-28-S*	42 120	236	2498	2795	3688	4134	4357	5473	7704
REC 42 144 S	202-2-28-S*	42 144	271	2795	3152	4223	4759	5026	6365	9043

S\* includes 2pcs ."L" shape steel support stretchers, screwed 18" from the edge of the top to prevent bowing

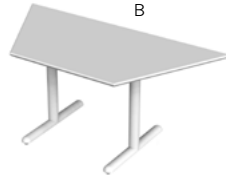
# Crawford Series

## - Single Column "T" Base -

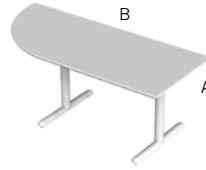
Half Round



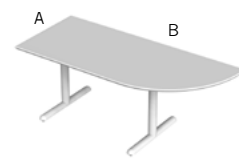
Trapezoid



Radius End Left



Radius End Right



Model #	Half Round			Size		Wt.	ST1	ST2	ST3	ST4	ST5	ST6	ST7
				A x B									
HR 24 48	202-2-20	24	48	94	1206	1291	1546	1673	1737	2056	2693		
HR 30 60	202-2-23	30	60	121	1418	1546	1928	2120	2215	2693	3650		
HR 36 72	202-2-28	36	72	150	1652	1822	2332	2587	2715	3352	4627		

Model #	Trapezoid			Size		Wt.	ST1	ST2	ST3	ST4	ST5	ST6	ST7
				A x B									
TR 24 48	202-2-20	24	48	94	1206	1291	1546	1673	1737	2056	2693		
TR 30 60	202-2-23	30	60	121	1418	1546	1928	2120	2215	2693	3650		
TR 36 72	202-2-28	36	72	150	1652	1822	2332	2587	2715	3352	4627		

Model #	Radius End Left			Size		Wt.	ST1	ST2	ST3	ST4	ST5	ST6	ST7
				A x B									
REL 24 60	202-2-23	24	60	96	1206	1291	1546	1673	1737	2056	2693		
REL 24 72	202-2-23	24	72	106	1291	1393	1699	1852	1928	2311	3076		
REL 30 60	202-2-28	30	60	120	1397	1516	1873	2052	2141	2587	3480		
REL 30 72	202-2-28	30	72	133	1503	1644	2064	2275	2380	2906	3958		
REL 30 84 S	202-2-28-S*	30	84	156	1818	1979	2464	2706	2827	3433	4644		
REL 36 60	202-2-28	36	60	133	1508	1649	2072	2284	2389	2919	3977		
REL 36 72	202-2-28	36	72	150	1652	1822	2332	2587	2715	3352	4627		
REL 36 84 S	202-2-28-S*	36	84	176	1988	2183	2770	3063	3209	3943	5409		

S\* includes 2pcs -"L" shape steel support stretchers, screwed 18" from the edge of the top to prevent bowing

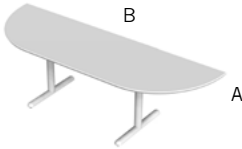
Model #	Radius End Right			Size		Wt.	ST1	ST2	ST3	ST4	ST5	ST6	ST7
				A x B									
RER 24 60	202-2-23	24	60	96	1206	1291	1546	1673	1737	2056	2693		
RER 24 72	202-2-23	24	72	106	1291	1393	1699	1852	1928	2311	3076		
RER 30 60	202-2-28	30	60	120	1397	1516	1873	2052	2141	2587	3480		
RER 30 72	202-2-28	30	72	133	1503	1644	2064	2275	2380	2906	3958		
RER 30 84 S	202-2-28-S*	30	84	156	1818	1979	2464	2706	2827	3433	4644		
RER 36 60	202-2-28	36	60	133	1508	1649	2072	2284	2389	2919	3977		
RER 36 72	202-2-28	36	72	150	1652	1822	2332	2587	2715	3352	4627		
RER 36 84 S	202-2-28-S*	36	84	176	1988	2183	2770	3063	3209	3943	5409		

S\* includes 2pcs -"L" shape steel support stretchers, screwed 18" from the edge of the top to prevent bowing

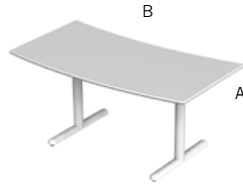
# Crawford Series

## - Single Column "T" Base -

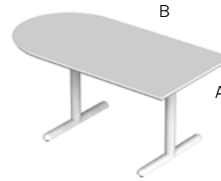
Radius 2 Ends



Wave



Bullet



Model #	Radius 2 Ends		Size	Wt.	ST1	ST2	ST3	ST4	ST5	ST6	ST7		
			A x B										
R2R	24	72	202-2-23	24	72	116	1376	1495	1852	2030	2120	2566	3458
R2R	24	84 S	202-2-23-S*	24	84	137	1669	1805	2213	2417	2519	3029	4049
R2R	24	96 S	202-2-23-S*	24	96	152	1796	1958	2442	2685	2806	3411	4623
R2R	30	72	202-2-28	30	72	135	1525	1669	2103	2319	2428	2970	4053
R2R	30	84 S	202-2-28-S*	30	84	156	1818	1979	2464	2706	2827	3433	4644
R2R	30	96 S	202-2-28-S*	30	96	176	1988	2183	2770	3063	3209	3943	5409
R2R	36	72	202-2-28	36	72	150	1652	1822	2332	2587	2715	3352	4627
R2R	36	84 S	202-2-28-S*	36	84	176	1988	2183	2770	3063	3209	3943	5409
R2R	36	96 S	202-2-28-S*	36	96	196	2158	2387	3076	3420	3592	4453	6174

S\* includes 2pcs -"L" shape steel support stretchers, screwed 18" from the edge of the top to prevent bowing

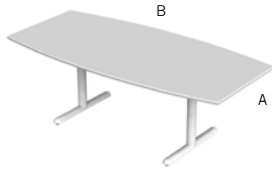
Model #	Wave		Size	Wt.	ST1	ST2	ST3	ST4	ST5	ST6	ST7		
			A x B										
WV	24	60	202-2-23	24	60	111	1333	1444	1775	1941	2024	2438	3267
WV	24	72	202-2-23	24	72	116	1376	1495	1852	2030	2120	2566	3458
WV	30	60	202-2-28	30	60	123	1418	1542	1911	2096	2189	2651	3575
WV	30	72	202-2-28	30	72	135	1525	1669	2103	2319	2428	2970	4053
WV	36	60	202-2-28	36	60	140	1567	1720	2179	2409	2523	3097	4245
WV	36	72	202-2-28	36	72	150	1652	1822	2332	2587	2715	3352	4627

Model #	Bullet		Size	Wt.	ST1	ST2	ST3	ST4	ST5	ST6	ST7		
			A x B										
BU	24	60	202-2-23	24	60	106	1291	1393	1699	1852	1928	2311	3076
BU	30	48	202-2-28	30	48	110	1312	1414	1720	1873	1950	2332	3097
BU	30	60	202-2-28	30	60	120	1397	1516	1873	2052	2141	2587	3480
BU	30	72	202-2-28	30	72	133	1503	1644	2064	2275	2380	2906	3958
BU	36	48	202-2-28	36	48	120	1397	1516	1873	2052	2141	2587	3480
BU	36	60	202-2-28	36	60	135	1525	1669	2103	2319	2428	2970	4053
BU	36	72	202-2-28	36	72	150	1652	1822	2332	2587	2715	3352	4627

# Crawford Series

## - Single Column "T" Base -

Boatshape



Oval



Model #	Boatshape			Size	Wt.	ST1	ST2	ST3	ST4	ST5	ST6	ST7		
				A x B										
BT	36	96	S	202-2-28-S*	36	96	241	2540	2846	3764	4223	4453	5600	7895
BT	36	120	S	202-2-28-S*	36	120	281	2880	3254	4376	4937	5218	6620	9425
BT	36	144	S	202-2-28-S*	36	144	281	2880	3254	4376	4937	5218	6620	9425
BT	42	96	S	202-2-28-S*	42	96	241	2540	2846	3764	4223	4453	5600	7895
BT	42	120	S	202-2-28-S*	42	120	281	2880	3254	4376	4937	5218	6620	9425
BT	42	144	S	202-2-28-S*	42	144	281	2880	3254	4376	4937	5218	6620	9425

S\* includes 2pcs "L" shape steel support stretchers, screwed 18" from the edge of the top to prevent bowing

Model #	Oval			Size	Wt.	ST1	ST2	ST3	ST4	ST5	ST6	ST7		
				A x B										
OV	36	96	S	202-2-28-S*	36	96	241	2540	2846	3764	4223	4453	5600	7895
OV	36	120	S	202-2-28-S*	36	120	281	2880	3254	4376	4937	5218	6620	9425
OV	36	144	S	202-2-28-S*	36	144	281	2880	3254	4376	4937	5218	6620	9425
OV	42	96	S	202-2-28-S*	42	96	241	2446	2752	3670	4129	4358	5506	7801
OV	36	120	S	202-2-28-S*	36	120	281	2880	3254	4376	4937	5218	6620	9425
OV	36	144	S	202-2-28-S*	36	144	281	2880	3254	4376	4937	5218	6620	9425

S\* includes 2pcs "L" shape steel support stretchers, screwed 18" from the edge of the top to prevent bowing

# Crawford Series

## - Double Column "T" Base -

	Options:	ADD
	EQ-1: Equalizer Glide (Set of 4), (table height remains at 29" with Glide)	50.00 LIST per table
	TWC-1: Twin Wheel Swivel Locking Caster (Set of 4), (table height remains at 29" with casters)	100.00 LIST per table
	HDC-1: Heavy Duty Locking Casters (Set of 4), (table height remains at 29" with casters)	320.00 LIST per table
	#10 Concealed Caster/Glide	70.00 LIST per table
	#20 Concealed Caster/Caster	70.00 LIST per table
	Flip Top Option, T Legs : Tables up to 72" W, complete with connector bar	435.00 LIST per table
	Ganging Fast Lock	90.00 LIST per table
	Bar or Counter Height	120.00 LIST per table
	(Please indicate Height on order) Non Standard Heights	80.00 LIST per table
* COP (customers own power), Customer to Supply Power and Data Boxes, Template To be Supplied CUT OUT	Upcharge	120.00 LIST per table
	(Please specify location on order) 3" Round Grommet	30.00 LIST per table
	Polished Chrome Upcharge	250.00 LIST per table

### Standard Base Features:

- \* 3" Diameter Single Column, 14 Gauge
- \* Foot is All Welded 3" round formed tube, with welded and polished round bullet ends
- \* All Double Column "T" Bases come **Standard with under mount Chassis** and Screw in Adjustable Glides (Model GL-1)
- \* Mounting Plate: 12" x 12" x 3/16" Thick, all Welded to the top of Column
- \* Flip Box and Connector Bars ALWAYS finished in Cape Standard Black Epoxy
- \* Standard table height is 29.5" from floor to surface unless otherwise specified, Upcharges May Apply.
- \* Pricing based on any Standard Cape Epoxy

### Standard Top Features:

- \* All Tops have partial board core, unless otherwise specified
- \* Standard Top Thickness: 1 1/8"
- \* Standard Cape Laminates: **(CUSTOM LAMINATES UPON REQUEST)**
- Formica **(-58 Finish Only)**
- Wilsonart **(-60 Matte Finish only)**
- Nevamar **(-T Textured Finish Only)**
- Arborite **(-CA Cashmere Finish Only)**
- Pionite **(Suede Finish Only)**

- \* Modesty Panels Available, please refer to Accessories page.
- \* For power, data and additional accessories, please refer to Accessories page.
- \* 2 pcs Tables- 36"-42"w complete with 3 Fast Locks, 48" complete with 4 Fast Locks (Included in prices)
- NOTE: Table Widths of +48" - 60" Available Upon Request

\* **Tables over 120" Long are subject to the following Packaging Charges**  
**(one time charge): 1-6 Tables - \$150.00 NET - 6+ Tables-\$300.00 NET**

**HOW TO READ CODES: REC 3684 202-2DC-28**

**REC** = Rectangular

**3684** = Top Size: 36" x 84"

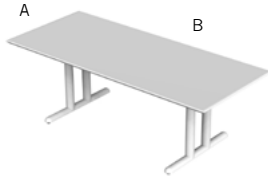
**202-2DC-28**= **202**=Model 202 Crawford, **2DC**=2 Double Column "T" Legs, **28**=28" Base Spread

**NOTE: MP**=Offset Mounting Plate-Column is welded to the outside of the mounting plate to accommodate smaller top



**- Double Column "T" Base -**

Rectangular



Model #	Rectangular	Size	Wt.	ST1	ST2	ST3	ST4	ST5	ST6	ST7		
		A x B										
REC 36 60	202-2DC-MP	36 60	130	2029	2156	2539	2730	2826	3304	4260		
REC 36 72	202-2DC-MP	36 72	145	2156	2309	2768	2998	3113	3686	4834		
REC 36 84	202-2DC-28	36 84	160	2284	2462	2998	3266	3400	4069	5408		
REC 36 96	202-2DC-28	36 96	175	2411	2615	3227	3533	3686	4451	5981		
REC 36 120	202-2DC-28	36 120	205	2666	2921	3686	4069	4260	5216	7129		
REC 36 144	202-2DC-28	36 144	235	2921	3227	4145	4604	4834	5981	8276		

All Double Column Bases come complete with under mount Chassis Support with Double Column "T" Bases

REC 42 60	202-2DC-MP	42 60	148	2162	2311	2757	2980	3092	3650	4765
REC 42 72	202-2DC-MP	42 72	165	2311	2490	3025	3293	3427	4096	5435
REC 42 84	202-2DC-32	42 84	183	2460	2668	3293	3605	3761	4542	6104
REC 42 96	202-2DC-32	42 96	200	2609	2847	3561	3918	4096	4989	6774
REC 42 120	202-2DC-32	42 120	235	2906	3204	4096	4542	4765	5881	8112
REC 42 144	202-2DC-32	42 144	270	3204	3561	4632	5167	5435	6774	9451

All Double Column Bases come complete with under mount Chassis Support with Double Column "T" Bases

REC 48 60	202-2DC-MP	42 60	148	2162	2311	2757	2980	3092	3650	4765
REC 48 72	202-2DC-MP	42 72	165	2311	2490	3025	3293	3427	4096	5435
REC 48 84	202-2DC-32	42 84	183	2460	2668	3293	3605	3761	4542	6104
REC 48 96	202-2DC-32	42 96	200	2609	2847	3561	3918	4096	4989	6774
REC 48 120	202-2DC-32	42 120	235	2906	3204	4096	4542	4765	5881	8112
REC 48 144	202-2DC-32	42 144	270	3204	3561	4632	5167	5435	6774	9451

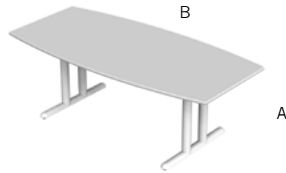
All Double Column Bases come complete with under mount Chassis Support with Double Column "T" Bases



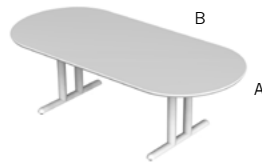
# Crawford Series

## - Double Column "T" Base -

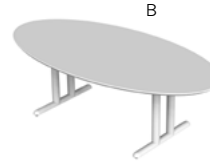
Boatshape



Racetrack



Oval



Model #	Boatshape	Size	Wt.	ST1	ST2	ST3	ST4	ST5	ST6	ST7	
		A x B									
BT 48 96	202-2DC-32	48 96	260	3119	3459	4479	4989	5244	6519	9069	
BT 48 120	202-2DC-32	48 120	300	3459	3867	5091	5703	6009	7539	10599	
BT 48 144	202-2DC-32	48 144	345	3841	4326	5779	6506	6869	8686	12320	

All Double Column Bases come complete with under mount Chassis Support with Double Column "T" Bases

Model #	Racetrack	Size	Wt.	ST1	ST2	ST3	ST4	ST5	ST6	ST7	
		A x B									
RT 48 96	202-2DC-32	48 96	260	3119	3459	4479	4989	5244	6519	9069	
RT 48 120	202-2DC-32	48 120	300	3459	3867	5091	5703	6009	7539	10599	
RT 48 144	202-2DC-32	48 144	345	3841	4326	5779	6506	6869	8686	12320	

All Double Column Bases come complete with under mount Chassis Support with Double Column "T" Bases

Model #	Oval	Size	Wt.	ST1	ST2	ST3	ST4	ST5	ST6	ST7	
		A x B									
OV 48 96	202-2DC-32	48 96	260	3119	3459	4479	4989	5244	6519	9069	
OV 48 120	202-2DC-32	48 120	300	3459	3867	5091	5703	6009	7539	10599	
OV 48 144	202-2DC-32	48 120	345	3841	4326	5779	6506	6869	8686	12320	

All Double Column Bases come complete with under mount Chassis Support with Double Column "T" Bases

# Crawford Series

## - Single Column "X" Base -

	Options:	ADD
	EQ-1: Equalizer Glide (Set of 4), (table height remains at 29" with Glide)	<b>50.00</b> LIST per table
	TWC-1: Twin Wheel Swivel Locking Caster (Set of 4), (table height remains at 29" with casters)	<b>100.00</b> LIST per table
	HDC-1: Heavy Duty Locking Casters (Set of 4), (table height remains at 29" with casters)	<b>320.00</b> LIST per table
	#24 Concealed Caster	<b>105.00</b> LIST per table
	Flip Top Option, X Base : Tables up to 60" in size	<b>170.00</b> LIST per table
	Bar or Counter Height	<b>120.00</b> LIST per table
	(Please indicate Height on order) Non Standard Heights	<b>80.00</b> LIST per table
	Polished Chrome Upcharge	<b>220.00</b> LIST per table

### Standard Base Features:

- \* 3" Diameter Single Column, 14 Gauge
- \* Foot is All Welded 3" round formed tube, with welded and polished round bullet ends
- \* Includes Standard Screw in Adjustable Glides (Model GL-1)
- \* Mounting Plate: 12" x 12" x 3/16" Thick, all Welded to the top of Column
- \* Flip Box and Connector Bars ALWAYS finished in Cape Standard Black Epoxy
- \* Standard table height is 29.5" from floor to surface unless otherwise specified, Upcharges May Apply.
- \* Pricing based on any Standard Cape Epoxy

### Standard Top Features:

- \* All Tops have partial board core, unless otherwise specified
- \* Standard Top Thickness: 1 1/8"
- \* Standard Cape Laminates: **(CUSTOM LAMINATES UPON REQUEST)**
- Formica **(-58 Finish Only)**
- Wilsonart **(-60 Matte Finish only)**
- Nevamar **(-T Textured Finish Only)**
- Arborite **(-CA Cashmere Finish Only)**
- Pionite **(Suede Finish Only)**

**HOW TO READ CODES: SQ 4848 204-36**

SQ= Square

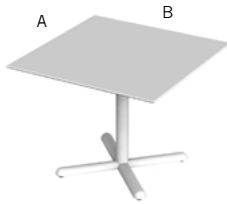
4848 = Top Size: 48" x 48"

204-36=-104= Model 204 Crawford,-36=36" Spread "X" Base

# Crawford Series

## - Single Column "X" Base -


Square



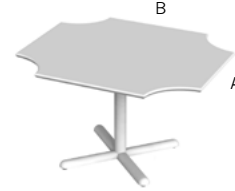
Round



Rectangular



Concave corners



Model #	Square	Size	Wt.	ST1	ST2	ST3	ST4	ST5	ST6	ST7	
		A x B									
SQ 24 24	204-23	24 24	52	562	596	698	749	775	902	1157	
SQ 30 30	204-23	30 30	63	658	711	870	950	990	1189	1587	
SQ 36 36	204-28	36 36	82	782	858	1088	1202	1260	1547	2120	
SQ 42 42	204-32	42 42	98	930	1034	1347	1503	1581	1972	2752	
SQ 48 48	204-36	48 48	119	1103	1239	1647	1851	1953	2463	3483	
SQ 54 54	204-36	54 54	140	1284	1456	1972	2230	2360	3005	4296	
SQ 60 60	204-36	60 60	164	1486	1698	2336	2654	2814	3611	5204	

Model #	Round	Size	Wt.	ST1	ST2	ST3	ST4	ST5	ST6	ST7	
		A x B									
RD 24 D	204-23	24 24	54	740	777	890	946	974	1114	1394	
RD 30 D	204-23	30 30	66	845	904	1079	1167	1210	1429	1868	
RD 36 D	204-28	36 36	87	990	1074	1326	1452	1516	1831	2462	
RD 42 D	204-32	42 42	104	1211	1326	1669	1841	1927	2357	3216	
RD 48 D	204-36	48 48	127	1422	1571	2020	2245	2357	2918	4040	
RD 54 D	204-36	54 54	150	1620	1810	2378	2662	2804	3514	4934	
RD 60 D	204-36	60 60	177	1843	2076	2778	3128	3303	4180	5933	

Model #	Rectangular	Size	Wt.	ST1	ST2	ST3	ST4	ST5	ST6	ST7	
		A x B									
REC 24 30	204-23	24 30	57	765	808	935	999	1031	1190	1509	
REC 30 36	204-28	30 36	75	888	951	1143	1238	1286	1525	2003	
REC 30 42	204-28	30 42	81	941	1015	1238	1350	1406	1685	2242	
REC 36 42	204-32	36 42	90	1085	1174	1442	1576	1643	1977	2647	

Model #	Concave Corners	Size	Wt.	ST1	ST2	ST3	ST4	ST5	ST6	ST7	
		A x B									
CC 42 42	204-32	42 42	137	1556	1726	2236	2491	2618	3256	4531	
CC 48 48	204-32	48 48	157	1726	1930	2542	2848	3001	3766	5296	
CC 54 54	204-36	54 54	179	1935	2173	2887	3244	3422	4315	6100	

# Crawford Series

## - Four Column "X" Base -

	Options:	ADD
	EQ-1: Equalizer Glide (Set of 4), (table height remains at 29" with Glide)	50.00 LIST per table
	TWC-1: Twin Wheel Swivel Locking Caster (Set of 4), (table height remains at 29" with casters)	100.00 LIST per table
	HDC-1: Heavy Duty Locking Casters (Set of 4), (table height remains at 29" with casters)	320.00 LIST per table
	#24 Concealed Caster	105.00 LIST per table
	Flip Top Option, X Base : Tables up to 60" in size	170.00 LIST per table
	Bar or Counter Height	180.00 LIST per table
	(Please indicate Height on order) Non Standard Heights	140.00 LIST per table
	Polished Chrome Upcharge	225.00 LIST per table

### Standard Base Features:

- \* Four (4), 3" Diameter Columns, 14 Gauge
- \* Foot is All Welded 3" round formed tube, with welded and polished round bullet ends
- \* Includes Standard Screw in Adjustable Glides (Model GL-1)
- \* Mounting Plate: 12" x 12" x 3/16" Thick, all Welded to the top of Column
- \* Flip Box and Connector Bars ALWAYS finished in Cape Standard Black Epoxy
- \* Standard table height is 29.5" from floor to surface unless otherwise specified, Upcharges May Apply.
- \* Pricing based on any Standard Cape Epoxy

### Standard Top Features:

- \* All Tops have partial board core, unless otherwise specified
- \* Standard Top Thickness: 1 1/8"
- \* Standard Cape Laminates: **(CUSTOM LAMINATES UPON REQUEST)**
- Formica **(-58 Finish Only)**
- Wilsonart **(-60 Matte Finish only)**
- Nevamar **(-T Textured Finish Only)**
- Arborite **(-CA Cashmere Finish Only)**
- Pionite **(Suede Finish Only)**

**HOW TO READ CODES: RD 48D 204-4C-32**

**RD=** Round


**48D=**Top Size: 48" Diameter

**204-4C-32= 204=** Model 204 Crawford, **-4C=**Four (4) Column,**-32=**32" Spread "X" Base

# Crawford Series

**- Four Column "X" Base -**

Square



Model #	Square		Size	Wt.	ST1	ST2	ST3	ST4	ST5	ST6	ST7
			A x B								
SQ 48 48	204-4C-32	48	48	124	1543	1679	2087	2291	2393	2903	3923
SQ 54 54	204-4C-36	54	54	147	1748	1920	2436	2695	2824	3469	4760
SQ 60 60	204-4C-36	60	60	171	1950	2162	2800	3119	3278	4075	5669

Round



Model #	Round	Size	Wt.	ST1	ST2	ST3	ST4	ST5	ST6	ST7	
		A x B									
RD 48 D	204-4C-32	48	48	132	1611	1760	2209	2434	2546	3107	4229
RD 54 D	204-4C-36	54	54	157	1834	2023	2591	2875	3017	3727	5147
RD 60 D	204-4C-36	60	60	184	2056	2290	2991	3342	3517	4394	6147