

Flay Series

- Single Column "T" Base -

Single Column "T" Leg Options:	Add
EQ-1: Equalizer Glide (Set of 4), (table height remains at 29" with Glide)	50.00 LIST per table
Flip Top Option, T Legs : Tables up to 72" W, complete with connector bar	435.00 LIST per table
Ganging Fast Lock	90.00 LIST per table
Bar or Counter Height	120.00 LIST per table
(please indicate Height on order) Non Standard Heights	80.00 LIST per table
* COP (customers own power), Customer to Supply Power and Data Boxes, Template To be Supplied CUT OUT Upcharge	120.00 LIST per table
(Please specify location on order) 3" Round Grommet	30.00 LIST per table
Polished Chrome Upcharge	200.00 LIST per table
Satin Nickel Upcharge	225.00 LIST per table

Standard Base Features:

- * 4 piece all welded base, 1 1/2" Diameter with Tapered Foot
- * 14 Gauge All weled up the Center Seam, Polished Smooth ready for finishing to form one leg
- * Includes Standard Screw in Adjustable Glides (Model GL-1)
- * Mounting Plate: 12" x 12" x 3/16" Thick, all Welded to the top of Column
- * Flip Box and Connector Bars ALWAYS finished in Cape Standard Black Epoxy
- * Standard table height is 29.5" from floor to surface unless otherwise specified, Upcharges May Apply.
- * Pricing based on any Standard Cape Epoxy

Standard Top Features:

- * All Tops have partical board core, unless otherwise specified
- * Standard Top Thickness: 1 1/8"
- * Standard Cape Laminates: **(CUSTOM LAMINATES UPON REQUEST)**
- Formica **(-58 Finish Only)**
- Wilsonart **(-60 Matte Finish only)**
- Nevamar **(-T Textured Finish Only)**
- Arborite **(-CA Cashmire Finish Only)**
- Pionite **(Suede Finish Only)**

* Modesty Panels Available, please refer to Accessories page.

* For power, data and additional accessories, please refer to Accessories page.

* 2 pcs Tables- 36"-42"w complete with 3 Fast Locks, 48" complete with 4 Fast Locks (Included in prices)

NOTE: Table Widths of +48" - 60" Available Upon Request

HOW TO READ CODES: REC 2036 1385-2-20

REC = Rectangular

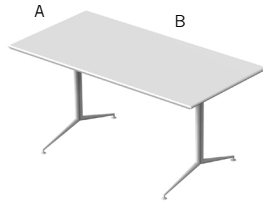
2036 = Top Size: 20" x 36"

385-2-20= 385=Model 385 Flay, -2=2 Legs, -20=20" Spread "T" Legs

Flay Series

- Single Column "T" Base -

Rectangular



Model #	Rectangular	Size	Wt.	ST1	ST2	ST3	ST4	ST5	ST6	ST7			
		A x B											
REC	20	36	385-2-20	20	36	50	848	890	1018	1082	1114	1273	1592
REC	20	42	385-2-20	20	42	54	883	933	1082	1156	1193	1379	1751
REC	20	48	385-2-20	20	48	58	919	975	1145	1230	1273	1485	1910
REC	20	54	385-2-20	20	54	63	954	1018	1209	1305	1353	1592	2070
REC	20	60	385-2-20	20	60	67	990	1060	1273	1379	1432	1698	2229
REC	20	72	385-2-20	20	72	75	1060	1145	1400	1528	1592	1910	2548
REC	20	84	S 385-2-20-S*	20	84	94	1339	1438	1736	1885	1959	2331	3075

S* includes 2pcs "L" shape steel support stretchers, screwed 18" from the edge of the top to prevent bowing

REC	24	36	385-2-23	24	36	59	903	954	1107	1184	1222	1413	1796
REC	24	42	385-2-23	24	42	64	946	1005	1184	1273	1318	1541	1987
REC	24	48	385-2-23	24	48	69	988	1056	1260	1362	1413	1668	2178
REC	24	54	385-2-23	24	54	74	1031	1107	1337	1452	1509	1796	2370
REC	24	60	385-2-23	24	60	79	1073	1158	1413	1541	1605	1923	2561
REC	24	72	385-2-23	24	72	89	1158	1260	1566	1719	1796	2178	2943
REC	24	84	S 385-2-23-S*	24	84	110	1451	1570	1927	2106	2195	2641	3534

S* includes 2pcs "L" shape steel support stretchers, screwed 18" from the edge of the top to prevent bowing

REC	30	36	385-2-28	30	36	72	993	1057	1248	1343	1391	1630	2108
REC	30	42	385-2-28	30	42	78	1046	1120	1343	1455	1511	1790	2348
REC	30	48	385-2-28	30	48	84	1099	1184	1439	1567	1630	1949	2587
REC	30	54	385-2-28	30	54	90	1152	1248	1535	1678	1750	2108	2826
REC	30	60	385-2-28	30	60	97	1205	1312	1630	1790	1869	2268	3065
REC	30	72	385-2-28	30	72	109	1312	1439	1822	2013	2108	2587	3543
REC	30	84	S 385-2-28-S*	30	84	133	1626	1775	2221	2444	2556	3113	4229

S* includes 2pcs "L" shape steel support stretchers, screwed 18" from the edge of the top to prevent bowing

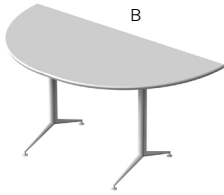
REC	36	48	385-2-28	36	48	94	1184	1286	1592	1745	1822	2204	2969
REC	36	54	385-2-28	36	54	102	1248	1363	1707	1879	1965	2395	3256
REC	36	60	385-2-28	36	60	109	1312	1439	1822	2013	2108	2587	3543
REC	36	72	385-2-28	36	72	124	1439	1592	2051	2281	2395	2969	4117
REC	36	84	S 385-2-28-S*	36	84	150	1775	1953	2489	2756	2890	3560	4898

S* includes 2pcs "L" shape steel support stretchers, screwed 18" from the edge of the top to prevent bowing

Flay Series

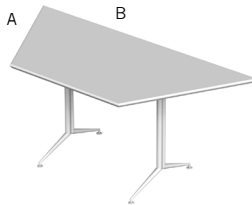
- Single Column "T" Base -

Half Round



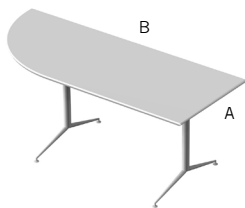
Model #	Half Round		Size		Wt.	ST1	ST2	ST3	ST4	ST5	ST6	ST7	
			A x B										
HR	24	48	385-2-20	24	48	70	1018	1094	1324	1439	1496	1783	2357
HR	30	60	385-2-23	30	60	99	1243	1362	1719	1898	1987	2433	3326
HR	36	72	385-2-28	36	72	134	1524	1694	2204	2459	2587	3224	4499

Trapazoid



Model #	Trapazoid		Size		Wt.	ST1	ST2	ST3	ST4	ST5	ST6	ST7	
			A x B										
TR	24	48	385-2-20	24	48	70	1018	1094	1324	1439	1496	1783	2357
TR	30	60	385-2-23	30	60	99	1243	1362	1719	1898	1987	2433	3326
TR	36	72	385-2-28	36	72	134	1524	1694	2204	2459	2587	3224	4499

Radius End Left



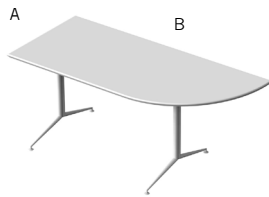
Model #	Radius End Left		Size		Wt.	ST1	ST2	ST3	ST4	ST5	ST6	ST7		
			A x B											
REL	24	60	385-2-23	24	60	75	1060	1145	1400	1528	1592	1910	2548	
REL	24	72	385-2-23	24	72	85	1145	1247	1553	1706	1783	2165	2930	
REL	30	60	385-2-28	30	60	99	1243	1362	1719	1898	1987	2433	3326	
REL	30	72	385-2-28	30	72	114	1371	1515	1949	2166	2274	2816	3900	
REL	30	84	S	385-2-28-S*	30	84	124	1664	1825	2310	2552	2673	3279	4490
REL	36	60		385-2-28	36	60	114	1371	1515	1949	2166	2274	2816	3900
REL	36	72		385-2-28	36	72	129	1498	1668	2178	2433	2561	3198	4473
REL	36	84	S	385-2-28-S*	36	84	155	1834	2029	2616	2909	3056	3789	5255

S* includes 2pcs ."L" shape steel support stretchers, screwed 18" from the edge of the top to prevent bowing

Flay Series

- Single Column "T" Base -

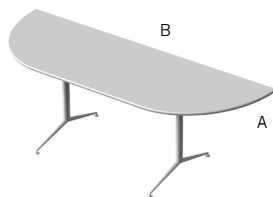
Radius End Right



Model #	Radius End Right	Size	Wt.	ST1	ST2	ST3	ST4	ST5	ST6	ST7	
		A x B									
RER 24 60		385-2-23	24 60	75	1060	1145	1400	1528	1592	1910	2548
RER 24 72		385-2-23	24 72	85	1145	1247	1553	1706	1783	2165	2930
RER 30 60		385-2-28	30 60	99	1243	1362	1719	1898	1987	2433	3326
RER 30 72		385-2-28	30 72	114	1371	1515	1949	2166	2274	2816	3900
RER 30 84 S		385-2-28-S*	30 84	124	1664	1825	2310	2552	2673	3279	4490
RER 36 60		385-2-28	36 60	114	1371	1515	1949	2166	2274	2816	3900
RER 36 72		385-2-28	36 72	129	1498	1668	2178	2433	2561	3198	4473
RER 36 84 S		385-2-28-S*	36 84	155	1834	2029	2616	2909	3056	3789	5255

S* includes 2pcs -"L" shape steel support stretchers, screwed 18" from the edge of the top to prevent bowing

Radius 2 Ends



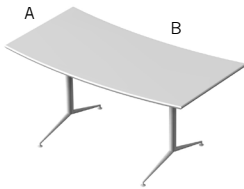
Model #	Radius 2 Ends	Size	Wt.	ST1	ST2	ST3	ST4	ST5	ST6	ST7	
		A x B									
R2R 24 60		385-2-23	24 60	85	1145	1247	1553	1706	1783	2165	2930
R2R 24 72		385-2-23	24 72	95	1230	1349	1706	1885	1974	2420	3313
R2R 24 84 S		385-2-23-S*	24 84	105	1523	1659	2067	2271	2373	2883	3903
R2R 24 96		385-2-23	24 96	115	1400	1553	2012	2242	2357	2930	4078
R2R 30 60		385-2-28	30 60	104	1273	1400	1783	1974	2070	2548	3504
R2R 30 72		385-2-28	30 72	114	1371	1515	1949	2166	2274	2816	3900
R2R 30 84 S		385-2-28-S*	30 84	129	1706	1876	2386	2641	2769	3406	4681
R2R 30 96 S		385-2-28-S*	30 96	150	1791	1978	2539	2820	2960	3661	5064
R2R 36 72		385-2-28	36 72	129	1498	1668	2178	2433	2561	3198	4473
R2R 36 84 S		385-2-28-S*	36 84	144	1834	2029	2616	2909	3056	3789	5255
R2R 36 96 S		385-2-28-S*	36 96	170	1961	2182	2845	3177	3343	4171	5829

S* includes 2pcs -"L" shape steel support stretchers, screwed 18" from the edge of the top to prevent bowing

Flay Series

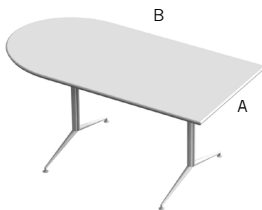
- Single Column "T" Base -

Wave



Model #	Wave	Size	Wt.	ST1	ST2	ST3	ST4	ST5	ST6	ST7
		A x B								
WV	24 60	385-2-23	90	1188	1298	1630	1796	1879	2293	3122
WV	24 72	385-2-23	95	1230	1349	1706	1885	1974	2420	3313
WV	30 60	385-2-28	104	1286	1413	1796	1987	2083	2561	3517
WV	30 72	385-2-28	114	1371	1515	1949	2166	2274	2816	3900
WV	36 60	385-2-28	119	1413	1566	2025	2255	2370	2943	4091
WV	36 72	385-2-28	129	1498	1668	2178	2433	2561	3198	4473

Bullet

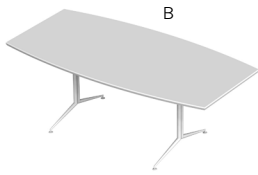


Model #	Bullet	Size	Wt.	ST1	ST2	ST3	ST4	ST5	ST6	ST7
		A x B								
BU	24 60	385-2-23	85	1145	1247	1553	1706	1783	2165	2930
BU	30 48	385-2-28	89	1158	1260	1566	1719	1796	2178	2943
BU	30 60	385-2-28	104	1286	1413	1796	1987	2083	2561	3517
BU	30 72	385-2-28	114	1371	1515	1949	2166	2274	2816	3900
BU	36 48	385-2-28	99	1243	1362	1719	1898	1987	2433	3326
BU	36 60	385-2-28	114	1371	1515	1949	2166	2274	2816	3900
BU	36 72	385-2-28	124	1456	1617	2102	2344	2465	3071	4282

Flay Series

- Single Column "T" Base -

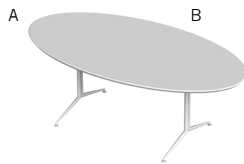
Boatshape



Model #		Boatshape	Size		Wt.	ST1	ST2	ST3	ST4	ST5	ST6	ST7
			A x B									
BT	36 72		385-2-28	36 72	134	1541	1719	2255	2523	2656	3326	4665
BT	36 84 S		385-2-28-S*	36 84	160	1876	2080	2692	2998	3151	3916	5446

S* includes 2pcs -"L" shape steel support stretchers, screwed 18" from the edge of the top to prevent bowing

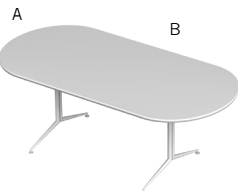
Oval



Model #		Oval	Size		Wt.	ST1	ST2	ST3	ST4	ST5	ST6	ST7
			A x B									
OV	36 72		385-2-28	36 72	134	1541	1719	2255	2523	2656	3326	4665
OV	36 84 S		385-2-28-S*	36 84	160	1876	2080	2692	2998	3151	3916	5446

S* includes 2pcs -"L" shape steel support stretchers, screwed 18" from the edge of the top to prevent bowing

Racetrack



Model #		Racetrack	Size		Wt.	ST1	ST2	ST3	ST4	ST5	ST6	ST7
			A x B									
RT	36 72		385-2-28	36 72	134	1541	1719	2255	2523	2656	3326	4665
RT	36 84 S		385-2-28-S*	36 84	160	1876	2080	2692	2998	3151	3916	5446

S* includes 2pcs -"L" shape steel support stretchers, screwed 18" from the edge of the top to prevent bowing

Flay Series

- Single Column "X" Base -

"X" Base Options	Add
EQ-1: Equalizer Glide (Set of 4), (table height remains at 29" with Glide)	50.00 LIST per table
Flip Top Option, X Base : Tables up to 60" in size	170.00 LIST per table
Bar or Counter Height	120.00 LIST per table
(please indicate Height on order) Non Standard Heights	80.00 LIST per table
Polished Chrome Upcharge	200.00 LIST per table
Satin Nickel Upcharge	225.00 LIST per table

Standard Base Features:

- * 4 piece all welded base, 1 1/2" Diameter with Tapered Foot
- * 14 Gauge All welded up the Center Seam, Polished Smooth ready for finishing to form one leg
- * Includes Standard Screw in Adjustable Glides (Model GL-1)
- * Mounting Plate: 12" x 12" x 3/16" Thick, all Welded to the top of Column
- * Flip Box and Connector Bars ALWAYS finished in Cape Standard Black Epoxy
- * Standard table height is 29.5" from floor to surface unless otherwise specified, Upcharges May Apply.
- * Pricing based on any Standard Cape Epoxy

Standard Top Features:

- * All Tops have partial board core, unless otherwise specified
- * Standard Top Thickness: 1 1/8"
- * Standard Cape Laminates: **(CUSTOM LAMINATES UPON REQUEST)**
- Formica **(-58 Finish Only)**
- Wilsonart **(-60 Matte Finish only)**
- Nevamar **(-T Textured Finish Only)**
- Arborite **(-CA Cashmere Finish Only)**
- Pionite **(Suede Finish Only)**

HOW TO READ CODES: SQ 2424 385-23

SQ= Square

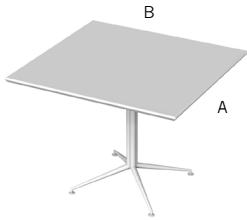
2424 = Top Size: 24" x 24"

385-23=385= Model 385 Flay, **-23=23"** Spread "X" Base



- Single Column "X" Base -

Square



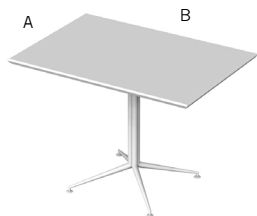
Model #	Square		Size	Wt.	ST1	ST2	ST3	ST4	ST5	ST6	ST7		
			A x B										
SQ	24	24	385-23	24	24	42	722	756	858	909	935	1062	1317
SQ	30	30	385-28	30	30	53	843	896	1056	1135	1175	1374	1773
SQ	36	36	385-28	36	36	70	960	1036	1266	1381	1438	1725	2299
SQ	42	42	385-32	42	42	91	1124	1229	1541	1697	1775	2166	2947
SQ	48	48	385-32	48	48	110	1284	1420	1828	2032	2134	2644	3664

Round



Model #	Round	Size	Wt.	ST1	ST2	ST3	ST4	ST5	ST6	ST7			
		A x B											
RD	24	Dia.	385-23	24	24	44	739	777	889	945	973	1113	1394
RD	30	Dia.	385-28	30	30	56	870	928	1103	1191	1235	1454	1892
RD	36	Dia.	385-28	36	36	75	998	1082	1335	1461	1524	1840	2471
RD	42	Dia.	385-32	42	42	97	1176	1291	1635	1806	1892	2322	3181
RD	48	Dia.	385-32	48	48	118	1352	1501	1950	2175	2287	2848	3970

Rectangular



Model #	Rectangular		Size	Wt.	ST1	ST2	ST3	ST4	ST5	ST6	ST7		
			A x B										
REC	30	36	385-28	30	36	63	896	960	1151	1247	1295	1534	2012
REC	30	42	385-28	30	42	69	949	1024	1247	1358	1414	1693	2251
REC	36	42	385-32	36	42	83	1050	1139	1407	1541	1608	1943	2612