

Kennedy Series

- Single Column "T" Base -

	"T" Leg Options	ADD	LIST per table
	EQ-1: Equalizer Glide (Set of 4), (table height remains at 29" with Glide)	50.00	LIST per table
	TWC-1: Twin Wheel Swivel Locking Caster (Set of 4), (table height remains at 29" with casters)	100.00	LIST per table
	HDC-1: Heavy Duty Locking Casters (Set of 4), (table height remains at 29" with casters)	320.00	LIST per table
	#10 Concealed Caster/Glide	70.00	LIST per table
	#20 Concealed Caster/Caster	70.00	LIST per table
	Flip Top Option, T Legs : Tables up to 72" W, complete with connector bar	435.00	LIST per table
	Ganging Fast Lock	90.00	LIST per table
	Bar or Counter Height	120.00	LIST per table
	(Please indicate Height on order) Non Standard Heights	80.00	LIST per table
	(Please indicate on order) Cantilevered C Leg (positioned 1/3 - 2/3)	N/C	
	(Please indicate on order) Welded Flat Endcap	N/C	
	* COP (customers own power) , Customer to Supply Power and Data Boxes, Template To be Supplied CUT OUT Upcharge	120.00	LIST per table
	3" Round Grommet	30.00	LIST per table
	Polished Chrome Upcharge	200.00	LIST per table
	Satin Nickel Upcharge	225.00	LIST per table

Standard Base Features:

- * 2" Diameter Single Column, 14 Gauge
- * Foot is All Welded round 2" Tube, with welded and polished round bullet ends
- * Includes Standard Screw in Adjustable Glides (Model GL-1)
- * Mounting Plate: 12" x 12" x 3/16" Thick, all Welded to the top of Column
- * Flip Box and Connector Bars ALWAYS finished in Cape Standard Black Epoxy
- * Standard table height is 29.5" from floor to surface unless otherwise specified, Upcharges May Apply.
- * Pricing based on any Standard Cape Epoxy

Standard Top Features:

- * All Tops have partial board core, unless otherwise specified
- * Standard Top Thickness: 1 1/8"
- * Standard Cape Laminates: **(CUSTOM LAMINATES UPON REQUEST)**
- Formica **(-58 Finish Only)**
- Wilsonart **(-60 Matte Finish only)**
- Nevamar **(-T Textured Finish Only)**
- Pionite **(Suede Finish Only)**

* Modesty Panels Available, please refer to Accessories page.

* For power, data and additional accessories, please refer to Accessories page.

* 2 pcs Tables- 36"-42"w complete with 3 Fast Locks, 48" complete with 4 Fast Locks (Included in prices)

NOTE: Table Widths of +48" - 60" Available Upon Request

* Tables over 120" Long are subject to the following Packaging Charges

(one time charge): 1-6 Tables - \$150.00 NET - 6+ Tables-\$300.00 NET

HOW TO READ CODES: REC 2096 S 102-2-18

REC = Rectangular

2096 = Top Size: 20" x 96"

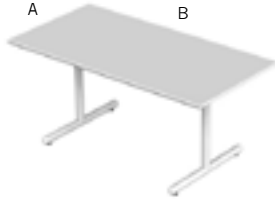
S 102-2-18= S=Includes Support Stretchers -102=Model 102 Kennedy, -2=2 "T" Legs, **18**=18" Base Spread

NOTE: MP=Offset Mounting Plate-Column is welded to the outside of the mounting plate to accommodate smaller top

Kennedy Series

- Single Column "T" Base -

Rectangular



Model #			Rectangular	Size		Wt.	ST1	ST2	ST3	ST4	ST5	ST6	ST7
				A x B									
REC	20	36	102-2-18	20	36	55	788	830	958	1022	1054	1213	1532
REC	20	42	102-2-18	20	42	59	823	873	1022	1096	1133	1319	1691
REC	20	48	102-2-18	20	48	63	859	915	1085	1170	1213	1425	1850
REC	20	54	102-2-18	20	54	68	894	958	1149	1245	1293	1532	2010
REC	20	60	102-2-18	20	60	72	930	1000	1213	1319	1372	1638	2169
REC	20	72	102-2-18	20	72	80	1000	1085	1340	1468	1532	1850	2488
REC	20	84	S 102-2-18-S*	20	84	99	1279	1378	1676	1825	1899	2271	3015
REC	20	96	S 102-2-18-S*	20	96	108	1350	1463	1803	1973	2058	2483	3333
REC	20	120	S 102-2-18-S*	20	120	124	1492	1633	2058	2271	2377	2908	3971
REC	20	144	S 102-2-18-S*	20	144	141	1633	1803	2313	2568	2696	3333	4608

S* includes 2pcs ."L" shape steel support stretchers, screwed 18" from the edge of the top to prevent bowing

REC	24	36	102-2-23	24	36	62	830	881	1034	1111	1149	1340	1723
REC	24	42	102-2-23	24	42	67	873	932	1111	1200	1245	1468	1914
REC	24	48	102-2-23	24	48	72	915	983	1187	1289	1340	1595	2105
REC	24	54	102-2-23	24	54	77	958	1034	1264	1379	1436	1723	2297
REC	24	60	102-2-23	24	60	82	1000	1085	1340	1468	1532	1850	2488
REC	24	72	102-2-23	24	72	92	1085	1187	1493	1646	1723	2105	2870
REC	24	84	S 102-2-23-S*	24	84	113	1378	1497	1854	2033	2122	2568	3461
REC	24	96	S 102-2-23-S*	24	96	123	1463	1599	2007	2211	2313	2823	3843
REC	24	120	S 102-2-23-S*	24	120	143	1633	1803	2313	2568	2696	3333	4608
REC	24	144	S 102-2-23-S*	24	144	163	1803	2007	2619	2925	3078	3843	5373

S* includes 2pcs ."L" shape steel support stretchers, screwed 18" from the edge of the top to prevent bowing

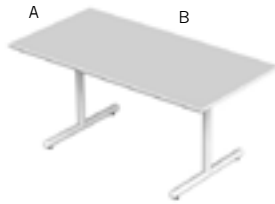
REC	30	36	102-2-28	30	36	72	909	973	1164	1260	1308	1547	2025
REC	30	42	102-2-28	30	42	78	963	1037	1260	1372	1427	1706	2264
REC	30	48	102-2-28	30	48	84	1016	1101	1356	1483	1547	1866	2503
REC	30	54	102-2-28	30	54	90	1069	1164	1451	1595	1666	2025	2742
REC	30	60	102-2-28	30	60	97	1122	1228	1547	1706	1786	2184	2981
REC	30	72	102-2-28	30	72	109	1228	1356	1738	1929	2025	2503	3459
REC	30	84	S 102-2-28-S*	30	84	133	1542	1691	2137	2361	2472	3030	4146
REC	30	96	S 102-2-28-S*	30	96	145	1649	1819	2329	2584	2711	3349	4624
REC	30	120	S 102-2-28-S*	30	120	170	1861	2074	2711	3030	3189	3986	5580
REC	30	144	S 102-2-28-S*	30	144	195	2074	2329	3094	3476	3667	4624	6536

S* includes 2pcs ."L" shape steel support stretchers, screwed 18" from the edge of the top to prevent bowing

Kennedy Series

- Single Column "T" Base -

Rectangular



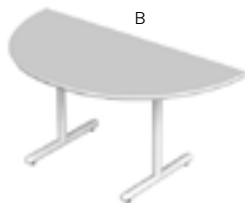
Model #	Rectangular	Size	Wt.	ST1	ST2	ST3	ST4	ST5	ST6	ST7
		A x B								
REC 36 48		102-2-28	94	1101	1203	1509	1662	1738	2121	2886
REC 36 54		102-2-28	102	1164	1279	1623	1796	1882	2312	3173
REC 36 60		102-2-28	109	1228	1356	1738	1929	2025	2503	3459
REC 36 72		102-2-28	124	1356	1509	1968	2197	2312	2886	4033
REC 36 84 S		102-2-28-S*	150	1691	1870	2405	2673	2807	3476	4815
REC 36 96 S		102-2-28-S*	165	1819	2023	2635	2941	3094	3859	5389
REC 36 120 S		102-2-28-S*	195	2074	2329	3094	3476	3667	4624	6536
REC 36 144 S		102-2-28-S*	225	2329	2635	3553	4012	4241	5389	7684

S* includes 2pcs ."L" shape steel support stretchers, screwed 18" from the edge of the top to prevent bowing

REC 42 60		102-2-36	123	1334	1483	1929	2153	2264	2822	3938
REC 42 72		102-2-36	140	1483	1662	2197	2465	2599	3268	4607
REC 42 84 S		102-2-36-S*	169	1840	2048	2673	2985	3141	3922	5484
REC 42 96 S		102-2-36-S*	186	1989	2227	2941	3298	3476	4369	6154
REC 42 120 S		102-2-36-S*	221	2286	2584	3476	3922	4146	5261	7492
REC 42 144 S		102-2-36-S*	256	2584	2941	4012	4547	4815	6154	8831

S* includes 2pcs ."L" shape steel support stretchers, screwed 18" from the edge of the top to prevent bowing

Half Round

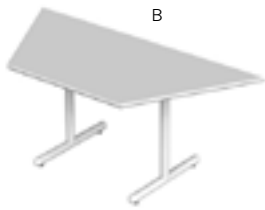


Model #	Half Round	Size	Wt.	ST1	ST2	ST3	ST4	ST5	ST6	ST7
		A x B								
HR 24 48		102-2-18	80	1000	1085	1340	1468	1532	1850	2488
HR 30 60		102-2-23	107	1213	1340	1723	1914	2010	2488	3444
HR 36 72		102-2-28	134	1441	1611	2121	2376	2503	3141	4416

Kennedy Series

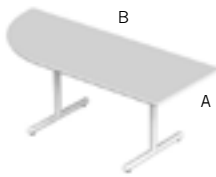
- Single Column "T" Base -

Trapazoid



Model #	Trapazoid		Size	Wt.	ST1	ST2	ST3	ST4	ST5	ST6	ST7		
			A x B										
TR	24	48	102-2-18	24	48	80	1000	1085	1340	1468	1532	1850	2488
TR	30	60	102-2-23	30	60	107	1213	1340	1723	1914	2010	2488	3444
TR	36	72	102-2-28	36	72	134	1441	1611	2121	2376	2503	3141	4416

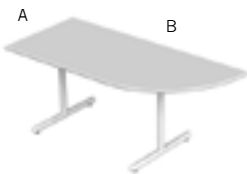
Radius End Left



Model #	Radius End Left		Size	Wt.	ST1	ST2	ST3	ST4	ST5	ST6	ST7		
			A x B										
REL	24	60	102-2-23	24	60	82	1000	1085	1340	1468	1532	1850	2488
REL	24	72	102-2-23	24	72	92	1085	1187	1493	1646	1723	2105	2870
REL	30	60	102-2-28	30	60	104	1186	1305	1662	1840	1929	2376	3268
REL	30	72	102-2-28	30	72	117	1292	1432	1853	2063	2168	2694	3746
REL	30	84	S 102-2-28-S*	30	84	140	1606	1768	2252	2494	2616	3221	4432
REL	36	60	102-2-28	36	60	117	1296	1437	1861	2072	2178	2707	3765
REL	36	72	102-2-28	36	72	134	1441	1611	2121	2376	2503	3141	4416
REL	36	84	S 102-2-28-S*	36	84	160	1776	1972	2558	2851	2998	3731	5197

S* includes 2pcs "L" shape steel support stretchers, screwed 18" from the edge of the top to prevent bowing

Radius End Right



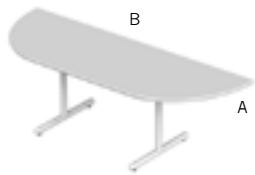
Model #	Radius End Right		Size	Wt.	ST1	ST2	ST3	ST4	ST5	ST6	ST7		
			A x B										
RER	24	60	102-2-23	24	60	82	1000	1085	1340	1468	1532	1850	2488
RER	24	72	102-2-23	24	72	92	1085	1187	1493	1646	1723	2105	2870
RER	30	60	102-2-28	30	60	104	1186	1305	1662	1840	1929	2376	3268
RER	30	72	102-2-28	30	72	117	1292	1432	1853	2063	2168	2694	3746
RER	30	84	S 102-2-28-S*	30	84	140	1606	1768	2252	2494	2616	3221	4432
RER	36	60	102-2-28	36	60	117	1296	1437	1861	2072	2178	2707	3765
RER	36	72	102-2-28	36	72	134	1441	1611	2121	2376	2503	3141	4416
RER	36	84	S 102-2-28-S*	36	84	160	1776	1972	2558	2851	2998	3731	5197

S* includes 2pcs "L" shape steel support stretchers, screwed 18" from the edge of the top to prevent bowing

Kennedy Series

- Single Column "T" Base -

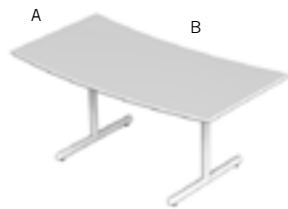
Radius 2 Ends



Model #	Radius 2 Ends	Size	Wt.	ST1	ST2	ST3	ST4	ST5	ST6	ST7	
A x B											
R2R 24 72	102-2-23	24 60	102	1170	1289	1646	1825	1914	2360	3253	
R2R 24 84 S	102-2-23-S*	24 72	123	1463	1599	2007	2211	2313	2823	3843	
R2R 24 96 S	102-2-23-S*	30 60	138	1591	1752	2237	2479	2600	3206	4417	
R2R 30 72	102-2-28	30 72	119	1313	1458	1891	2108	2216	2758	3842	
R2R 30 84 S	102-2-28-S*	30 84	140	1606	1768	2252	2494	2616	3221	4432	
R2R 30 96 S	102-2-28-S*	36 60	160	1776	1972	2558	2851	2998	3731	5197	
R2R 36 72	102-2-28	36 72	134	1441	1611	2121	2376	2503	3141	4416	
R2R 36 84 S	102-2-28-S*	36 84	160	1776	1972	2558	2851	2998	3731	5197	
R2R 36 96 S	102-2-28-S*	36 84	180	1946	2176	2864	3208	3381	4241	5962	

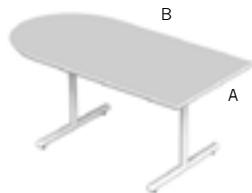
S* includes 2pcs -"L" shape steel support stretchers, screwed 18" from the edge of the top to prevent bowing

Wave



Model #	Wave	Size	Wt.	ST1	ST2	ST3	ST4	ST5	ST6	ST7
A x B										
WV 24 60	102-2-23	24 60	97	1128	1238	1570	1736	1819	2233	3062
WV 24 72	102-2-23	24 72	102	1170	1289	1646	1825	1914	2360	3253
WV 30 60	102-2-28	30 60	107	1207	1330	1700	1885	1977	2439	3364
WV 30 72	102-2-28	30 72	119	1313	1458	1891	2108	2216	2758	3842
WV 36 60	102-2-28	36 60	124	1356	1509	1968	2197	2312	2886	4033
WV 36 72	102-2-28	36 72	134	1441	1611	2121	2376	2503	3141	4416

Bullet

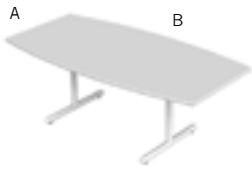


Model #	Bullet	Size	Wt.	ST1	ST2	ST3	ST4	ST5	ST6	ST7
A x B										
BU 24 60	102-2-23	24 60	92	1085	1187	1493	1646	1723	2105	2870
BU 30 48	102-2-28	30 48	94	1101	1203	1509	1662	1738	2121	2886
BU 30 60	102-2-28	30 60	104	1186	1305	1662	1840	1929	2376	3268
BU 30 72	102-2-28	30 72	117	1292	1432	1853	2063	2168	2694	3746
BU 36 48	102-2-28	36 48	104	1186	1305	1662	1840	1929	2376	3268
BU 36 60	102-2-28	36 60	119	1313	1458	1891	2108	2216	2758	3842
BU 36 72	102-2-28	36 72	134	1441	1611	2121	2376	2503	3141	4416

Kennedy Series

- Single Column "T" Base -

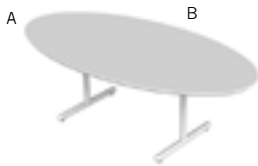
Boatshape



Model #			Boatshape	Size	Wt.	ST1	ST2	ST3	ST4	ST5	ST6	ST7		
				A x B										
BT	36	96	S	102-2-28-S*	36	96	225	2329	2635	3553	4012	4241	5389	7684
BT	36	120	S	102-2-28-S*	36	120	265	2669	3043	4165	4726	5006	6409	9214
BT	36	144	S	102-2-28-S*	36	144	265	2669	3043	4165	4726	5006	6409	9214
BT	42	96	S	102-2-36-S*	42	96	226	2446	2752	3670	4129	4358	5506	7801
BT	42	120	S	102-2-36-S*	42	120	266	2786	3160	4282	4843	5123	6526	9331
BT	42	144	S	102-2-36-S*	42	144	266	2786	3160	4282	4843	5123	6526	9331

S* includes 2pcs ."L" shape steel support stretchers, screwed 18" from the edge of the top to prevent bowing

Oval



Model #			Oval	Size	Wt.	ST1	ST2	ST3	ST4	ST5	ST6	ST7		
				A x B										
OV	36	96	S	102-2-28-S*	36	96	225	2329	2635	3553	4012	4241	5389	7684
OV	36	120	S	102-2-28-S*	36	120	265	2669	3043	4165	4726	5006	6409	9214
OV	36	144	S	102-2-28-S*	36	144	265	2669	3043	4165	4726	5006	6409	9214
OV	42	96	S	102-2-36-S*	42	96	226	2446	2752	3670	4129	4358	5506	7801
OV	36	120	S	102-2-36-S*	36	120	266	2786	3160	4282	4843	5123	6526	9331
OV	36	144	S	102-2-36-S*	36	144	266	2786	3160	4282	4843	5123	6526	9331

S* includes 2pcs ."L" shape steel support stretchers, screwed 18" from the edge of the top to prevent bowing

Kennedy Series

- Double Column T Base -

	"T" Leg Options	ADD	LIST per table
	EQ-1: Equalizer Glide (Set of 4), (table height remains at 29" with Glide)	50.00	LIST per table
	TWC-1: Twin Wheel Swivel Locking Caster (Set of 4), (table height remains at 29" with casters)	100.00	LIST per table
	HDC-1: Heavy Duty Locking Casters (Set of 4), (table height remains at 29" with casters)	320.00	LIST per table
	#10 Concealed Caster/Glide	70.00	LIST per table
	#20 Concealed Caster/Caster	70.00	LIST per table
	Flip Top Option, T Legs : Tables up to 72" W, complete with connector bar	435.00	LIST per table
	Ganging Fast Lock	90.00	LIST per table
	Bar or Counter Height	120.00	LIST per table
	(Please indicate Height on order) Non Standard Heights	80.00	LIST per table
	(Please indicate on order) Cantilevered C Leg (positioned 1/3 - 2/3)	N/C	
	(Please indicate on order) Welded Flat Endcap	N/C	
	* COP (customers own power) , Customer to Supply Power and Data Boxes, Template To be Supplied CUT OUT Upcharge	120.00	LIST per table
	3" Round Grommet	30.00	LIST per table
	Polished Chrome Upcharge	200.00	LIST per table
	Satin Nickel Upcharge	225.00	LIST per table

Standard Base Features:

- * 2" Diameter Double Column, 14 Gauge
- * Foot is All Welded round 2" Tube, with welded and polished round bullet ends
- * Includes Standard Screw in Adjustable Glides (Model GL-1)
- * Mounting Plate: 12" x 12" x 3/16" Thick, all Welded to the top of Column
- * Flip Box and Connector Bars ALWAYS finished in Cape Standard Black Epoxy
- * Standard table height is 29.5" from floor to surface unless otherwise specified, Upcharges May Apply.
- * Pricing based on any Standard Cape Epoxy

Standard Top Features:

- * All Tops have partial board core, unless otherwise specified
- * Standard Top Thickness: 1 1/8"
- * Standard Cape Laminates: **(CUSTOM LAMINATES UPON REQUEST)**
 Formica **(-58 Finish Only)**
 Wilsonart **(-60 Matte Finish only)**
 Nevamar **(-T Textured Finish Only)**
 Arborite **(-CA Cashmire Finish Only)**
 Pionite **(Suede Finish Only)**

* Modesty Panels Available, please refer to Accessories page.

* For power, data and additional accessories, please refer to Accessories page.

* 2 pcs Tables- 36"-42"w complete with 3 Fast Locks, 48" complete with 4 Fast Locks (Included in prices)

NOTE: Table Widths of +48" - 60" Available Upon Request

* **Tables over 120" Long are subject to the following Packaging Charges**

(one time charge): 1-6 Tables - \$150.00 NET - 6+ Tables-\$300.00 NET

Kennedy Series

- Double Column T Base -

HOW TO READ CODES: REC 3684 102-2DC-28

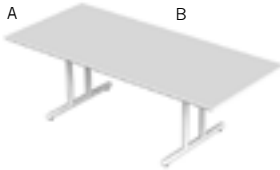
REC = Rectangular

3684 = Top Size: 36" x 84"

102-2DC-28= 102=Model 102 Kennedy, 2DC=2 Double Column "T" Legs, 28=28" Base Spread

NOTE: MP=Offset Mounting Plate-Column is welded to the outside of the mounting plate to accommodate smaller top

Rectangular



Model #	Rectangular	Size	Wt.	ST1	ST2	ST3	ST4	ST5	ST6	ST7	
		A x B									
REC 36 60	102-2DC-MP	36 60	135	1820	1948	2330	2521	2617	3095	4051	
REC 36 72	102-2DC-MP	36 72	150	1948	2101	2560	2789	2904	3478	4625	
REC 36 84	102-2DC-28	36 84	165	2075	2254	2789	3057	3191	3860	5199	
REC 36 96	102-2DC-28	36 96	180	2203	2407	3019	3325	3478	4243	5773	
REC 36 120	102-2DC-28	36 120	210	2458	2713	3478	3860	4051	5008	6920	
REC 36 144	102-2DC-28	36 144	240	2713	3019	3937	4396	4625	5773	8068	

All Double Column Bases come complete with under mount Chassis Support with Double Column "T" Bases

REC 42 60	102-2DC-MP	42 60	148	2013	2161	2608	2831	2942	3500	4616
REC 42 72	102-2DC-MP	42 72	165	2161	2340	2875	3143	3277	3946	5285
REC 42 84	102-2DC-36	42 84	183	2310	2518	3143	3455	3612	4393	5954
REC 42 96	102-2DC-36	42 96	200	2459	2697	3411	3768	3946	4839	6624
REC 42 120	102-2DC-36	42 120	235	2756	3054	3946	4393	4616	5731	7963
REC 42 144	102-2DC-36	42 144	270	3054	3411	4482	5017	5285	6624	9301

All Double Column Bases come complete with under mount Chassis Support with Double Column "T" Bases

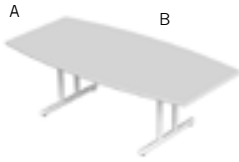
REC 48 60	102-2DC-MP	42 60	148	2013	2161	2608	2831	2942	3500	4616
REC 48 72	102-2DC-MP	42 72	165	2161	2340	2875	3143	3277	3946	5285
REC 48 84	102-2DC-36	42 84	183	2310	2518	3143	3455	3612	4393	5954
REC 48 96	102-2DC-36	42 96	200	2459	2697	3411	3768	3946	4839	6624
REC 48 120	102-2DC-36	42 120	235	2756	3054	3946	4393	4616	5731	7963
REC 48 144	102-2DC-36	42 144	270	3054	3411	4482	5017	5285	6624	9301

All Double Column Bases come complete with under mount Chassis Support with Double Column "T" Bases

Kennedy Series

- Double Column T Base -


Boatshape



Model #			Boatshape	Size		Wt.	ST1	ST2	ST3	ST4	ST5	ST6	ST7
			A x B										
BT	48	96	102-2DC-36	48	96	260	2969	3309	4329	4839	5094	6369	8919
BT	48	120	102-2DC-36	48	120	300	3309	3717	4941	5553	5859	7389	10449
BT	48	144	102-2DC-36	48	144	345	3691	4176	5629	6356	6719	8536	12170

All Double Column Bases come complete with under mount Chassis Support with Double Column "T" Bases

Racetrack



Model #			Racetrack	Size		Wt.	ST1	ST2	ST3	ST4	ST5	ST6	ST7
			A x B										
RT	48	96	102-2DC-36	48	96	260	2969	3309	4329	4839	5094	6369	8919
RT	48	120	102-2DC-36	48	120	300	3309	3717	4941	5553	5859	7389	10449
RT	48	144	102-2DC-36	48	144	345	3691	4176	5629	6356	6719	8536	12170

All Double Column Bases come complete with under mount Chassis Support with Double Column "T" Bases

Oval



Model #			Oval	Size		Wt.	ST1	ST2	ST3	ST4	ST5	ST6	ST7
			A x B										
OV	48	96	102-2DC-36	48	96	260	2969	3309	4329	4839	5094	6369	8919
OV	48	120	100-2DC-36	48	120	300	3309	3717	4941	5553	5859	7389	10449
OV	48	144	100-2DC-36	48	120	345	3691	4176	5629	6356	6719	8536	12170

All Double Column Bases come complete with under mount Chassis Support with Double Column "T" Bases

Kennedy Series

- Single Column "X" Base -

	"X" Base Options	ADD	LIST per table
	EQ-1: Equalizer Glide (Set of 4), (table height remains at 29" with Glide)	50.00	LIST per table
	TWC-1: Twin Wheel Swivel Locking Caster (Set of 4), (table height remains at 29" with casters)	100.00	LIST per table
	HDC-1: Heavy Duty Locking Casters (Set of 4), (table height remains at 29" with casters)	320.00	LIST per table
	#24 Concealed Caster	105.00	LIST per table
	Flip Top Option, X Base : Tables up to 60" in size	170.00	LIST per table
	Bar or Counter Height	120.00	LIST per table
	(Please indicate Height on order) Non Standard Heights	80.00	LIST per table
	(Please indicate on order) Welded Flat Endcap	N/A	
	Polished Chrome Upcharge	170.00	LIST per table
	Satin Nickel Upcharge	200.00	LIST per table

Standard Base Features:

- * 2" Diameter Single Column, 14 Gauge
- * Foot is All Welded round 2" Tube, with welded and polished round bullet ends
- * Includes Standard Screw in Adjustable Glides (Model GL-1)
- * Mounting Plate: 12" x 12" x 3/16" Thick, all Welded to the top of Column
- * Flip Box and Connector Bars ALWAYS finished in Cape Standard Black Epoxy
- * Standard table height is 29.5" from floor to surface unless otherwise specified, Upcharges May Apply.
- * Pricing based on any Standard Cape Epoxy

Standard Top Features:

- * All Tops have partial board core, unless otherwise specified
- * Standard Top Thickness: 1 1/8"
- * Standard Cape Laminates: **(CUSTOM LAMINATES UPON REQUEST)**
- Formica **(-58 Finish Only)**
- Wilsonart **(-60 Matte Finish only)**
- Nevamar **(-T Textured Finish Only)**
- Arborite **(-CA Cashmere Finish Only)**
- Pionite **(Suede Finish Only)**

HOW TO READ CODES: SQ 4848 104-36

SQ= Square

4848 = Top Size: 48" x 48"

104-36=104= Model 104 Kennedy, **36=36"** Spread "X" Base

Kennedy Series

- Single Column "X" Base -

Square



Model #			Square	Size		Wt.	ST1	ST2	ST3	ST4	ST5	ST6	ST7
			A x B										
SQ	24	24	104-23	24	24	45	562	596	698	749	775	902	1157
SQ	30	30	104-23	30	30	56	658	711	870	950	990	1189	1587
SQ	36	36	104-28	36	36	72	782	858	1088	1202	1260	1547	2120
SQ	42	42	104-32	42	42	90	930	1034	1347	1503	1581	1972	2752
SQ	48	48	104-36	48	48	111	1103	1239	1647	1851	1953	2463	3483
SQ	54	54	104-36	54	54	132	1284	1456	1972	2230	2360	3005	4296
SQ	60	60	104-36	60	60	156	1486	1698	2336	2654	2814	3611	5204

Round



Model #			Round	Size		Wt.	ST1	ST2	ST3	ST4	ST5	ST6	ST7
			A x B										
RD	24	D	104-23	24	24	47	579	617	729	785	813	953	1234
RD	30	D	104-23	30	30	59	684	743	918	1006	1050	1269	1707
RD	36	D	104-28	36	36	77	820	904	1156	1283	1346	1661	2292
RD	42	D	104-32	42	42	96	982	1097	1441	1612	1698	2128	2987
RD	48	D	104-36	48	48	119	1171	1321	1770	1994	2106	2667	3789
RD	54	D	104-36	54	54	142	1370	1559	2127	2411	2553	3263	4683
RD	60	D	104-36	60	60	169	1592	1826	2527	2878	3053	3929	5683

Kennedy Series

- Single Column "X" Base -

Rectangular



Model #	Rectangular		Size		Wt.	ST1	ST2	ST3	ST4	ST5	ST6	ST7
	A	B	A	B								
REC 24 30	104-23	24	30	50	605	647	775	838	870	1030	1348	
REC 30 36	104-28	30	36	65	728	792	983	1079	1127	1366	1844	
REC 30 42	104-28	30	42	71	782	856	1079	1191	1246	1525	2083	
REC 36 42	104-32	36	42	82	869	959	1226	1360	1427	1762	2431	

Concave corners



Model #	Concave Corners		Size		Wt.	ST1	ST2	ST3	ST4	ST5	ST6	ST7
	A	B	A	B								
CC 42 42	104-32	42	42	129	1303	1473	1983	2238	2365	3003	4278	
CC 48 48	104-32	48	48	149	1473	1677	2289	2595	2748	3513	5043	
CC 54 54	104-36	54	54	171	1658	1896	2610	2967	3145	4038	5823	

Kennedy Series

- 4 Column X Base -

	"X" Base Options	ADD	LIST per table
	EQ-1: Equalizer Glide (Set of 4), (table height remains at 29" with Glide)	50.00	LIST per table
	TWC-1: Twin Wheel Swivel Locking Caster (Set of 4), (table height remains at 29" with casters)	100.00	LIST per table
	HDC-1: Heavy Duty Locking Casters (Set of 4), (table height remains at 29" with casters)	320.00	LIST per table
	#24 Concealed Caster	105.00	LIST per table
	Flip Top Option, X Base : Tables up to 60" in size	170.00	LIST per table
	Bar or Counter Height	180.00	LIST per table
	(Please indicate Height on order) Non Standard Heights	140.00	LIST per table
	(Please indicate on order) Welded Flat Endcap	N/C	
	Polished Chrome Upcharge	170.00	LIST per table
	Satin Nickel Upcharge	200.00	LIST per table

Standard Base Features:

- * Four (4), 2" Diameter Columns, 14 Gauge
- * Foot is All Welded round 2" Tube, with welded and polished round bullet ends
- * Includes Standard Screw in Adjustable Glides (Model GL-1)
- * Mounting Plate: 12" x 12" x 3/16" Thick, all Welded to the top of Column
- * Flip Box and Connector Bars ALWAYS finished in Cape Standard Black Epoxy
- * Standard table height is 29.5" from floor to surface unless otherwise specified, Upcharges May Apply.
- * Pricing based on any Standard Cape Epoxy

Standard Top Features:

- * All Tops have partial board core, unless otherwise specified
- * Standard Top Thickness: 1 1/8"
- * Standard Cape Laminates: **(CUSTOM LAMINATES UPON REQUEST)**
- Formica **(-58 Finish Only)**
- Wilsonart **(-60 Matte Finish only)**
- Nevamar **(-T Textured Finish Only)**
- Arborite **(-CA Cashmire Finish Only)**
- Pionite **(Suede Finish Only)**

HOW TO READ CODES: RD 48D 104-4C-32

RD= Round

48D = Top Size: 48" Diameter

104-4C-32= 104= Model 104 Kennedy, **-4C**= Four (4) Column, **-32**=32" Spread "X" Base

Kennedy Series

- 4 Column X Base -

Square



Model #	Square		Size	Wt.	ST1	ST2	ST3	ST4	ST5	ST6	ST7
			A x B								
SQ 48 48	104-4C-32	48	48	115	1361	1497	1905	2109	2211	2721	3741
SQ 54 54	104-4C-36	54	54	138	1569	1741	2257	2516	2645	3290	4581
SQ 60 60	104-4C-36	60	60	162	1771	1983	2621	2940	3099	3896	5490

Round



Model #	Round	Size	Wt.	ST1	ST2	ST3	ST4	ST5	ST6	ST7	
		A x B									
RD 48 D	104-4C-32	48	48	123	1429	1578	2027	2252	2364	2925	4047
RD 54 D	104-4C-36	54	54	148	1655	1844	2412	2696	2838	3548	4968
RD 60 D	104-4C-36	60	60	175	1877	2111	2812	3163	3338	4215	5968