

# Oliver Series

## - Post Legs -

	Options	Add
	EQ-1: Equalizer Glide (Set of 4), (table height remains at 29" with Glide)	50.00 LIST per table
	EQ-1: Equalizer Glide (Set of 6), (table height remains at 29" with Glide)	75.00 LIST per table
TWC-1:	Twin Wheel Swivel Locking Caster (Set of 4), (table height remains at 29" with casters)	100.00 LIST per table
TWC-1:	Twin Wheel Swivel Locking Caster (Set of 6), (table height remains at 29" with casters)	150.00 LIST per table
HDC-1:	Heavy Duty Locking Casters (Set of 4), (table height remains at 29" with casters)	320.00 LIST per table
HDC-1:	Heavy Duty Locking Casters (Set of 6), (table height remains at 29" with casters)	480.00 LIST per table
	Fixed Concealed Caster	70.00 LIST per leg
	3-ADJ-CG: 3" Height Adjustable Cup <b>Glide</b> (28" · 31")	65.00 LIST per leg
	3-ADJ-CC: 3" Height Adjustable Cup Glide with non locking <b>Caster</b> (28" · 31")	115.00 LIST per leg
	6-ADJ-CG: 6" Height Adjustable Cup <b>Glide</b> (28" · 34")	110.00 LIST per leg
	6-ADJ-CC: 6" Height Adjustable Cup Glide with non locking <b>Caster</b> (28" · 34")	175.00 LIST per leg
	Ganging Fast Lock	90.00 LIST per table
	Bar or Counter Height	120.00 LIST per table
	(Please indicate Height on order) Non Standard Heights	80.00 LIST per table
	Polished Chrome Upcharge	50.00 LIST per leg
	Satin Nickel Upcharge	65.00 LIST per leg
	3" Diameter Leg	65.00 LIST per leg

### Standard Base Features:

- \* Standard Leg= 2.5" Diameter, 14 Gauge Post (**3" Dia. Available, Upcharge applies**)
- \* Standard Mounting Plate on 2.5" Dia legs: 7" x 7" x 3/16" Thick, all Welded to the top of Column
- \* Standard Mounting Plate on 3" Dia legs: 8" x 8" x 3/16" Thick, all Welded to the top of Column
- \* Standard table height is 29.5" from floor to surface unless otherwise specified, Upcharges May Apply.
- \* Pricing based on any Standard Cape Epoxy

### Standard Top Features:

- \* All Tops have partial board core, unless otherwise specified
- \* Standard Top Thickness: 1 1/8"
- \* Standard Cape Laminates: (**CUSTOM LAMINATES UPON REQUEST**)
- Formica (**-58 Finish Only**)
- Wilsonart (**-60 Matte Finish only**)
- Nevamar (**-T Textured Finish Only**)
- Pionite (**Suede Finish Only**)

**HOW TO READ CODES: REC 2072 400-2.5-4-S\***

REC = Rectangular

2072 = Top Size: 20" x 72"

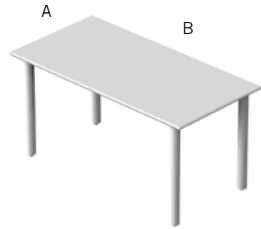
400-2.5-4-S\* = 400=Model 400 Oliver, -2.5=2.5" Diameter Post Leg, -4=4 legs,

-S\* =support stretchers included

Oliver  
Series

**- Post Legs -**

Rectangular



Model #	Rectangular	Size	Wt.	ST1	ST2	ST3	ST4	ST5	ST6	ST7		
A x B												
REC 20 36	400-2.5-4	20 36	69	798	840	968	1031	1063	1223	1541		
REC 20 42	400-2.5-4	20 42	73	833	883	1031	1106	1143	1329	1701		
REC 20 48	400-2.5-4	20 48	77	868	925	1095	1180	1223	1435	1860		
REC 20 54	400-2.5-4	20 54	82	904	968	1159	1254	1302	1541	2019		
REC 20 60	400-2.5-4	20 60	86	939	1010	1223	1329	1382	1648	2179		
REC 20 72 S	400-2.5-4-S*	20 72	105	1218	1303	1558	1686	1749	2068	2706		
REC 20 84 S	400-2.5-6-S*	20 84	135	1577	1676	1974	2122	2197	2569	3312		
REC 20 96 S	400-2.5-6-S*	20 96	144	1648	1761	2101	2271	2356	2781	3631		
REC 20 120 S	400-2.5-6-S*	20 120	160	1790	1931	2356	2569	2675	3206	4269		
REC 20 144 S	400-2.5-6-S*	20 144	177	1931	2101	2611	2866	2994	3631	4906		

S\* includes 2pcs ."L" shape steel support stretchers, screwed 18" from the edge of the top to prevent bowing

-4 includes 4 legs -6 includes 6 legs

REC 24 36	400-2.5-4	24 36	74	840	891	1044	1121	1159	1350	1733
REC 24 42	400-2.5-4	24 42	79	883	942	1121	1210	1254	1478	1924
REC 24 48	400-2.5-4	24 48	84	925	993	1197	1299	1350	1605	2115
REC 24 54	400-2.5-4	24 54	89	968	1044	1274	1388	1446	1733	2306
REC 24 60	400-2.5-4	24 60	94	1010	1095	1350	1478	1541	1860	2498
REC 24 72 S	400-2.5-4-S*	24 72	115	1303	1405	1711	1864	1941	2323	3088
REC 24 84 S	400-2.5-6-S*	24 84	147	1676	1795	2152	2331	2420	2866	3759
REC 24 96 S	400-2.5-6-S*	24 96	157	1761	1897	2305	2509	2611	3121	4141
REC 24 120 S	400-2.5-6-S*	24 120	177	1931	2101	2611	2866	2994	3631	4906
REC 24 144 S	400-2.5-6-S*	24 144	197	2101	2305	2917	3223	3376	4141	5671

S\* includes 2pcs ."L" shape steel support stretchers, screwed 18" from the edge of the top to prevent bowing

-4 includes 4 legs -6 includes 6 legs

REC 30 36	400-2.5-4	30 36	82	904	968	1159	1254	1302	1541	2019
REC 30 42	400-2.5-4	30 42	88	957	1031	1254	1366	1422	1701	2259
REC 30 48	400-2.5-4	30 48	94	1010	1095	1350	1478	1541	1860	2498
REC 30 54	400-2.5-4	30 54	100	1063	1159	1446	1589	1661	2019	2737
REC 30 60	400-2.5-4	30 60	107	1116	1223	1541	1701	1780	2179	2976
REC 30 72 S	400-2.5-4-S*	30 72	130	1431	1558	1941	2132	2227	2706	3662
REC 30 84 S	400-2.5-6-S*	30 84	165	1825	1974	2420	2643	2755	3312	4428
REC 30 96 S	400-2.5-6-S*	30 96	177	1931	2101	2611	2866	2994	3631	4906
REC 30 120 S	400-2.5-6-S*	30 120	202	2144	2356	2994	3312	3472	4269	5862
REC 30 144 S	400-2.5-6-S*	30 144	227	2356	2611	3376	3759	3950	4906	6819

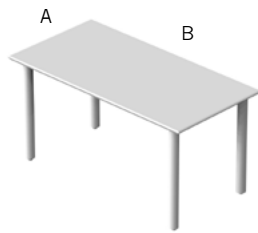
S\* includes 2pcs ."L" shape steel support stretchers, screwed 18" from the edge of the top to prevent bowing

-4 includes 4 legs -6 includes 6 legs

# Oliver Series

## - Post Legs -

Rectangular



Model #	Rectangular	Size	Wt.	ST1	ST2	ST3	ST4	ST5	ST6	ST7	
		A x B									
REC 36 48		400-2.5-4	36 48	104	1095	1197	1503	1656	1733	2115	2880
REC 36 54		400-2.5-4	36 54	112	1159	1274	1618	1790	1876	2306	3167
REC 36 60		400-2.5-4	36 60	119	1223	1350	1733	1924	2019	2498	3454
REC 36 72 S		400-2.5-4-S*	36 72	145	1558	1711	2170	2400	2514	3088	4236
REC 36 84 S		400-2.5-6-S*	36 84	182	1974	2152	2688	2955	3089	3759	5097
REC 36 96 S		400-2.5-6-S*	36 96	197	2101	2305	2917	3223	3376	4141	5671
REC 36 120 S		400-2.5-6-S*	36 120	227	2356	2611	3376	3759	3950	4906	6819
REC 36 144 S		400-2.5-6-S*	36 144	257	2611	2917	3835	4294	4524	5671	7966

S\* includes 2pcs -"L" shape steel support stretchers, screwed 18" from the edge of the top to prevent bowing

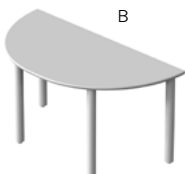
-4 includes 4 legs -6 includes 6 legs

REC 42 54		400-2.5-4	42 54	123	1254	1388	1790	1991	2091	2593	3597
REC 42 60		400-2.5-4	42 60	132	1329	1478	1924	2147	2259	2816	3932
REC 42 72 S		400-2.5-4-S*	42 72	160	1686	1864	2400	2667	2801	3471	4809
REC 42 84 S		400-2.5-6-S*	42 84	200	2122	2331	2955	3268	3424	4205	5767
REC 42 96 S		400-2.5-6-S*	42 96	217	2271	2509	3223	3580	3759	4651	6436
REC 42 120 S		400-2.5-6-S*	42 120	252	2569	2866	3759	4205	4428	5544	7775
REC 42 144 S		400-2.5-6-S*	42 144	287	2866	3223	4294	4830	5097	6436	9114

S\* includes 2pcs -"L" shape steel support stretchers, screwed 18" from the edge of the top to prevent bowing

-4 includes 4 legs -6 includes 6 legs

Half Round

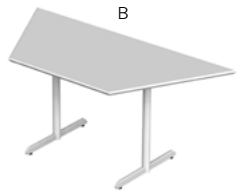


Model #	Half Round	Size	Wt.	ST1	ST2	ST3	ST4	ST5	ST6	ST7	
		A x B									
HR 24 48		400-2.5-4	24 48	94	1010	1095	1350	1478	1541	1860	2498
HR 30 60		400-2.5-4	30 60	119	1223	1350	1733	1924	2019	2498	3454
HR 36 72		400-2.5-4	36 72	144	1435	1605	2115	2370	2498	3135	4410

# Oliver Series

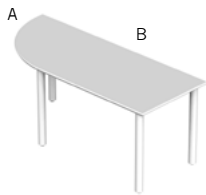
## - Post Legs -

Trapazoid



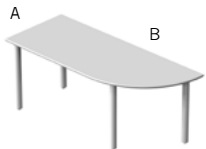
Model #	Trapazoid		Size		Wt.	ST1	ST2	ST3	ST4	ST5	ST6	ST7
			A x B									
TR 24 48	400-2.5-4	24	48	94	1010	1095	1350	1478	1541	1860	2498	
TR 30 60	400-2.5-4	30	60	119	1223	1350	1733	1924	2019	2498	3454	
TR 36 72	400-2.5-4	36	72	144	1435	1605	2115	2370	2498	3135	4410	

Radius End Left



Model #	Radius End Left		Size		Wt.	ST1	ST2	ST3	ST4	ST5	ST6	ST7
			A x B									
REL 24 60	400-2.5-4	24	60	164	1605	1809	2421	2727	2880	3645	5175	
REL 24 72	400-2.5-4	24	72	104	1095	1197	1503	1656	1733	2115	2880	
REL 30 60	400-2.5-4	30	60	114	1180	1299	1656	1835	1924	2370	3263	
REL 30 72	400-2.5-4	30	72	127	1286	1427	1847	2058	2163	2689	3741	
REL 36 60	400-2.5-4	36	60	127	1286	1427	1847	2058	2163	2689	3741	
REL 36 72	400-2.5-4	36	72	144	1435	1605	2115	2370	2498	3135	4410	

Radius End Right

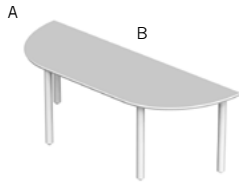


Model #	Radius End Right		Size		Wt.	ST1	ST2	ST3	ST4	ST5	ST6	ST7
			A x B									
RER 24 60	400-2.5-4	24	60	94	1010	1095	1350	1478	1541	1860	2498	
RER 24 72	400-2.5-4	24	72	104	1095	1197	1503	1656	1733	2115	2880	
RER 30 60	400-2.5-4	30	60	114	1180	1299	1656	1835	1924	2370	3263	
RER 30 72	400-2.5-4	30	72	127	1286	1427	1847	2058	2163	2689	3741	
RER 36 60	400-2.5-4	36	60	127	1286	1427	1847	2058	2163	2689	3741	
RER 36 72	400-2.5-4	36	72	144	1435	1605	2115	2370	2498	3135	4410	

# Oliver Series

## - Post Legs -

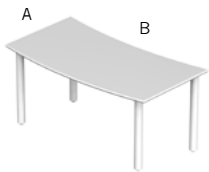
Radius 2 Ends



Model #	Radius 2 Ends		Size		Wt.	ST1	ST2	ST3	ST4	ST5	ST6	ST7
			A x B									
R2R 24 60	400-2.5-4	24	60	114	1180	1299	1656	1835	1924	2370	3263	
R2R 24 72	400-2.5-4	24	72	124	1265	1401	1809	2013	2115	2625	3645	
R2R 30 60	400-2.5-4	30	60	129	1308	1452	1886	2102	2211	2753	3836	
R2R 30 72	400-2.5-4	30	72	124	1265	1401	1809	2013	2115	2625	3645	
R2R 36 60	400-2.5-4	36	60	144	1435	1605	2115	2370	2498	3135	4410	
R2R 36 72	400-2.5-4	36	72	144	1435	1605	2115	2370	2498	3135	4410	

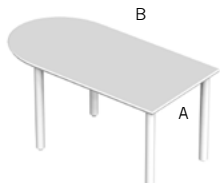
S\* includes 2pcs "L" shape steel support stretchers, screwed 18" from the edge of the top to prevent bowing

Wave



Model #	Wave		Size		Wt.	ST1	ST2	ST3	ST4	ST5	ST6	ST7
			A x B									
WV 24 60	400-2.5-4	24	60	109	1138	1248	1580	1745	1828	2243	3071	
WV 24 72	400-2.5-4	24	72	114	1180	1299	1656	1835	1924	2370	3263	
WV 30 60	400-2.5-4	30	60	119	1223	1350	1733	1924	2019	2498	3454	
WV 30 72	400-2.5-4	30	72	129	1308	1452	1886	2102	2211	2753	3836	
WV 36 60	400-2.5-4	36	60	134	1350	1503	1962	2192	2306	2880	4028	
WV 36 72	400-2.5-4	36	72	144	1435	1605	2115	2370	2498	3135	4410	

Bullet

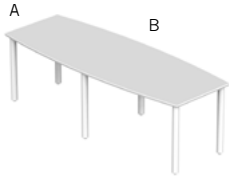


Model #	Bullet		Size		Wt.	ST1	ST2	ST3	ST4	ST5	ST6	ST7
			A x B									
BU 24 60	400-2.5-4	24	60	104	1095	1197	1503	1656	1733	2115	2880	
BU 30 48	400-2.5-4	30	48	104	1095	1197	1503	1656	1733	2115	2880	
BU 30 60	400-2.5-4	30	60	114	1180	1299	1656	1835	1924	2370	3263	
BU 30 72	400-2.5-4	30	72	129	1308	1452	1886	2102	2211	2753	3836	
BU 36 48	400-2.5-4	36	48	114	1180	1299	1656	1835	1924	2370	3263	
BU 36 60	400-2.5-4	36	60	129	1308	1452	1886	2102	2211	2753	3836	
BU 36 72	400-2.5-4	36	72	144	1435	1605	2115	2370	2498	3135	4410	

# Oliver Series

## - Post Legs -

Boatshape

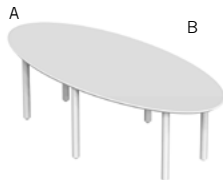


Model #	Boatshape			Size		Wt.	ST1	ST2	ST3	ST4	ST5	ST6	ST7
				A	B								
BT 36 72			400-2.5-6	36	72	216	2148	2403	3168	3551	3742	4698	6611
BT 36 84 S		S	400-2.5-6-S*	36	84	237	2441	2713	3529	3937	4141	5161	7201
BT 36 96 S		S	400-2.5-6-S*	36	96	257	2611	2917	3835	4294	4524	5671	7966
BT 42 72			400-2.5-6	42	72	226	2233	2505	3321	3729	3933	4953	6993
BT 42 84 S		S	400-2.5-6-S*	42	84	247	2526	2815	3682	4116	4332	5416	7584
BT 42 96 S		S	400-2.5-6-S*	42	96	267	2696	3019	3988	4473	4715	5926	8349

S\* includes 2pcs ."L" shape steel support stretchers, screwed 18" from the edge of the top to prevent bowing

-4 includes 4 legs -6 includes 6 legs

Oval



Model #	Oval			Size		Wt.	ST1	ST2	ST3	ST4	ST5	ST6	ST7
				A	B								
OV 36 72			400-2.5-6	36	72	216	2148	2403	3168	3551	3742	4698	6611
OV 36 84 S		S	400-2.5-6-S*	36	84	237	2441	2713	3529	3937	4141	5161	7201
OV 36 96 S		S	400-2.5-6-S*	36	96	257	2611	2917	3835	4294	4524	5671	7966
OV 42 72			400-2.5-6	42	72	226	2233	2505	3321	3729	3933	4953	6993
OV 42 84 S		S	400-2.5-6-S*	42	84	247	2526	2815	3682	4116	4332	5416	7584
OV 42 96 S		S	400-2.5-6-S*	42	96	267	2696	3019	3988	4473	4715	5926	8349

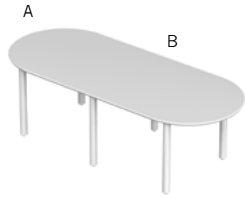
S\* includes 2pcs ."L" shape steel support stretchers, screwed 18" from the edge of the top to prevent bowing

-4 includes 4 legs -6 includes 6 legs

# Oliver Series

## - Post Legs -

Racetrack

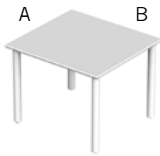


Model #	Racetrack	Size	Wt.	ST1	ST2	ST3	ST4	ST5	ST6	ST7	
		A x B									
RT 36 72		400-2.5-6	36 72	216	2148	2403	3168	3551	3742	4698	6611
RT 36 84 S		400-2.5-6-S*	36 84	237	2441	2713	3529	3937	4141	5161	7201
RT 36 96 S		400-2.5-6-S*	36 96	257	2611	2917	3835	4294	4524	5671	7966
RT 42 72		400-2.5-6	42 72	226	2233	2505	3321	3729	3933	4953	6993
RT 42 84 S		400-2.5-6-S*	42 84	247	2526	2815	3682	4116	4332	5416	7584
RT 42 96 S		400-2.5-6-S*	42 96	267	2696	3019	3988	4473	4715	5926	8349

S\* includes 2pcs ."L" shape steel support stretchers, screwed 18" from the edge of the top to prevent bowing

-4 includes 4 legs -6 includes 6 legs

Square



Model #	Square	Size	Wt.	ST1	ST2	ST3	ST4	ST5	ST6	ST7	
		A x B									
SQ 24 24		400-2.5-4	24 24	64	755	789	891	942	968	1095	1350
SQ 30 30		400-2.5-4	30 30	75	851	904	1063	1143	1183	1382	1780
SQ 36 36		400-2.5-4	36 36	89	968	1044	1274	1388	1446	1733	2306
SQ 42 42		400-2.5-4	42 42	105	1106	1210	1522	1678	1756	2147	2928
SQ 48 48		400-2.5-4	48 48	124	1265	1401	1809	2013	2115	2625	3645

Round



Model #	Round	Size	Wt.	ST1	ST2	ST3	ST4	ST5	ST6	ST7	
		A x B									
RD 24 D		400-2.5-4	24 24	66	772	809	922	978	1006	1146	1427
RD 30 D		400-2.5-4	30 30	78	877	936	1111	1199	1243	1462	1900
RD 36 D		400-2.5-4	36 36	94	1006	1090	1342	1469	1532	1847	2478
RD 42 D		400-2.5-4	42 42	111	1158	1272	1616	1788	1874	2303	3162
RD 48 D		400-2.5-4	48 48	132	1333	1483	1931	2156	2268	2829	3951